How To Dispose Of Therminol FR

If leakage does occur, collect the fluid and place it in drums. You may return the fluid to Monsanto for disposal. Or you may have the fluid reconditioned.

DISPOSAL: ~~If you decide to dispose of the fluid, ship to:~~ Return the drums prepaid to:

Monsanto
W. G. Krummrich Plant
Sauget, Illinois
ATTN: Supervisor, Department 246

Please advise your Monsanto fluid specialist that material is being returned for disposal so ~~the~~ proper papers can be prepared. ~~The charge for this disposal is $.03/lb. (not including drums and freight costs).~~ You will be invoiced a nominal charge for this service.

RECONDITIONING: ~~Most~~ Therminol FR ~~fluid~~ can be easily and quickly reconditioned for re-use if it is within certain limits on moisture, acid no., ~~Ask~~ your Monsanto fluid specialist ~~for the details of this service.~~ can refer you to an approved reclaimer.

Your investment in a heating system using Therminol FR fire-resistant fluid shows you care about safety; ~~safety for personnel and equipment. The above suggestions are made to help you keep your system leak-free and protect this valuable investment.~~

~~If you have any questions about fluid leakage, disposal or reconditioning, please contact your Monsanto fluid specialist.~~

42-56301

need 1 photo print 5/5

Monsanto Red

0408274

Monsanto Company / Functional Fluids / 800 North Lindbergh Blvd. / St. Louis, Missouri 63166

TOWOLDMON0031351
WATER_PCB-00015820

How To Keep Your Therminol® FR System Leak-Free

Therminol FR is a stable, long-lasting chemical. Consequently, measures to avoid environmental contamination through spillage, leakage or careless disposal should be observed.

Since your Therminol FR heat transfer system is a non-pressurized, closed system, fluid leakage is easily controlled. If a leakage problem does occasionally occur, here are some suggestions that will help you control it. (If leakage has caused an accumulation of fluid, please refer to "How To Dispose Of Therminol FR" on the back of this bulletin.)

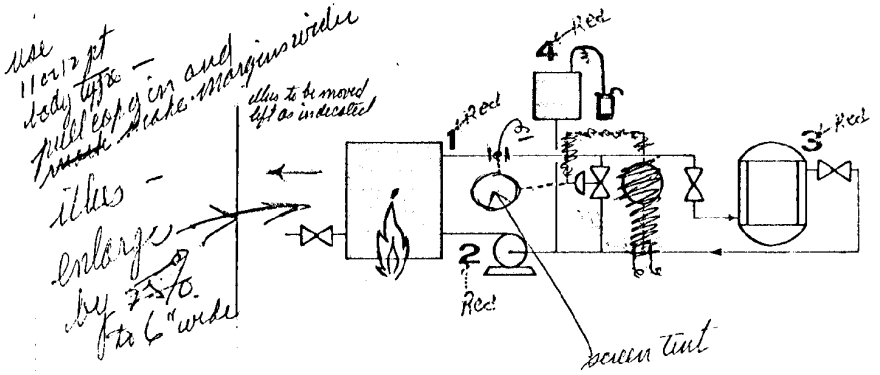

CHECK THESE SOURCES FOR LEAKAGE

Generally, there are four sources of leaks in a system:

1 **FITTINGS:** Weld all connections. Flange fittings where accessibility is desired.

2 **PUMP SEALS:** Canned pumps and pumps without seals or glands are the best protection against leakage. If mechanical seals are used, enclose them or provide a drip pan with a drain to a collection sump.

3 **USER SEALS:** Direct all drains to a collection sump. Install drip pans at rotary joints.

4 **EXPANSION TANK VENT:** Direct vent to either a cold seal tank, catch pot or drum to contain vapor condensation and light ends.

WHEN YOUR SYSTEM IS UNDER DESIGN or construction, specify check valves at selected points. This will minimize fluid discharge in the rare case of a rupture at the using equipment or in the heater coil. Block valves will allow you to make repairs and changes without excessive draining.

0408275

TOWOLDMON0031352
WATER_PCB-00015821

How To Keep Your Therminol® FR System Leak-Free

Therminol FR is a stable, long-lasting chemical. Consequently, measures to avoid environmental contamination through spillage, leakage or careless disposal should be observed.

Since your Therminol FR heat transfer system is a non-pressurized, closed system, fluid leakage is easily controlled. If a leakage problem does occasionally occur, here are some suggestions that will help you control it. (If leakage has caused an accumulation of fluid, please refer to "How To Dispose Of Therminol FR" on the back of this bulletin.)

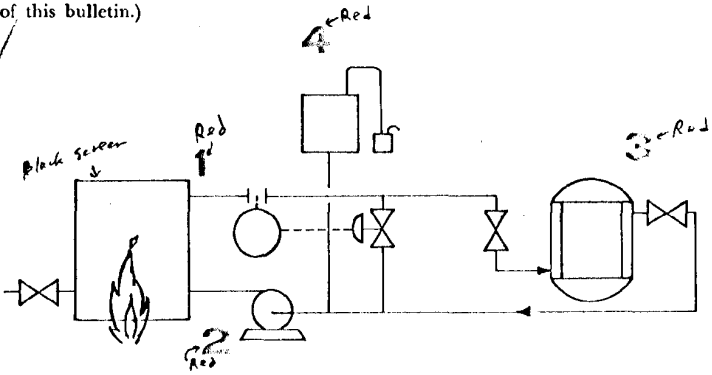

CHECK THESE SOURCES FOR LEAKAGE

Generally, there are four sources of leaks in a system:

1. **FITTINGS:** Weld all connections. Flange fittings where accessibility is desired.
2. **PUMP SEALS:** Canned pumps and pumps without seals or glands are the best protection against leakage. If mechanical seals are used, enclose them or provide a drip pan with a drain to a collection sump.
3. **USER SEALS:** Direct all drains to a collection sump. Install drip pans at rotary joints.
4. **EXPANSION TANK VENT:** Direct vent to either a cold seal tank, catch pot or drum to contain vapor condensation and light ends.

0408276

WHEN YOUR SYSTEM IS UNDER DESIGN or construction, specify check valves at selected points. This will minimize fluid discharge in the rare case of a rupture at the using equipment or in the heater coil. Block valves will allow you to make repairs and changes without excessive draining.

TOWOLDMON0031353
WATER_PCB-00015822

How To Dispose Of Therminol FR

If leakage does occur, collect the fluid and place it in drums. You may return the fluid to Monsanto for disposal. Or you may have the fluid reconditioned.

DISPOSAL: Return the drums prepaid to:

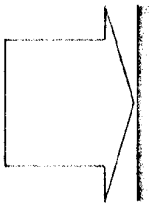

Monsanto
W. G. Krummrich Plant
Sauget, Illinois
ATTN: Supervisor, Department 246

Please advise your Monsanto fluid specialist that material is being returned for disposal so proper papers can be prepared. You will be invoiced a nominal charge for this service.

RECONDITIONING: Therminol FR can be easily and quickly reconditioned for re-use if it is within certain limits on moisture, acid number viscosity and contaminants. Your Monsanto fluid specialist can refer you to an approved reclaimer.

Your investment in a heating system using Therminol FR fire-resistant fluid shows you care about safety; safety for personnel and equipment. The above suggestions are made to help you keep your system leak-free and protect this valuable investment.

Monsanto

Monsanto Company / Functional Fluids / 800 North Lindbergh Blvd. / St. Louis, Missouri 63166

TOWOLDMON0031354
WATER_PCB-00015823