NOTICE: if the film image is less clear than this notice, it is due to the quality of the document being filmed

00057

NLI 115060

N13429



NOTICE: If the film image is less clear than this notice, it is due to the quality of the document being filmed

00057

NLI 115061

"PAINT IT WITH

Dutch Boy

—that's the good word from people who know paint. ARCHITECTS, OWNERS AND PAINTING CONTRACTORS are specifying "Dutch Boy" finishes for interior as well as exterior use. Here is the reason for their preference: "Paint it with 'Dutch Boy'. . .

and preserve it with pride!"

GUIDE TO *Dutch Boy* PAINTS, ENAMELS, VARNISHES

This guide indicates the correct finish for the surface and directs you to the specifications and descriptions of the finish.

exterior

interior

NOTICE: if the film image is less clear than this notice, it is due to the quality of the document being filmed

00057

NLI 115062

SPECIFICATIONS

for *Dutch Boy* paints, enamels and varnishes

Dutch Boy

NOTICE: If the film image is less clear than this notice, it is due to the quality of the document being filmed

00057

NLI 115063

NOTICE: if the film image is less clear than this notice, it is due to the quality of the document being filmed

00057

NLI 115064

NOTICE: if the film image is less clear than this notice, it is due to the quality of the document being filmed

NLI 115065

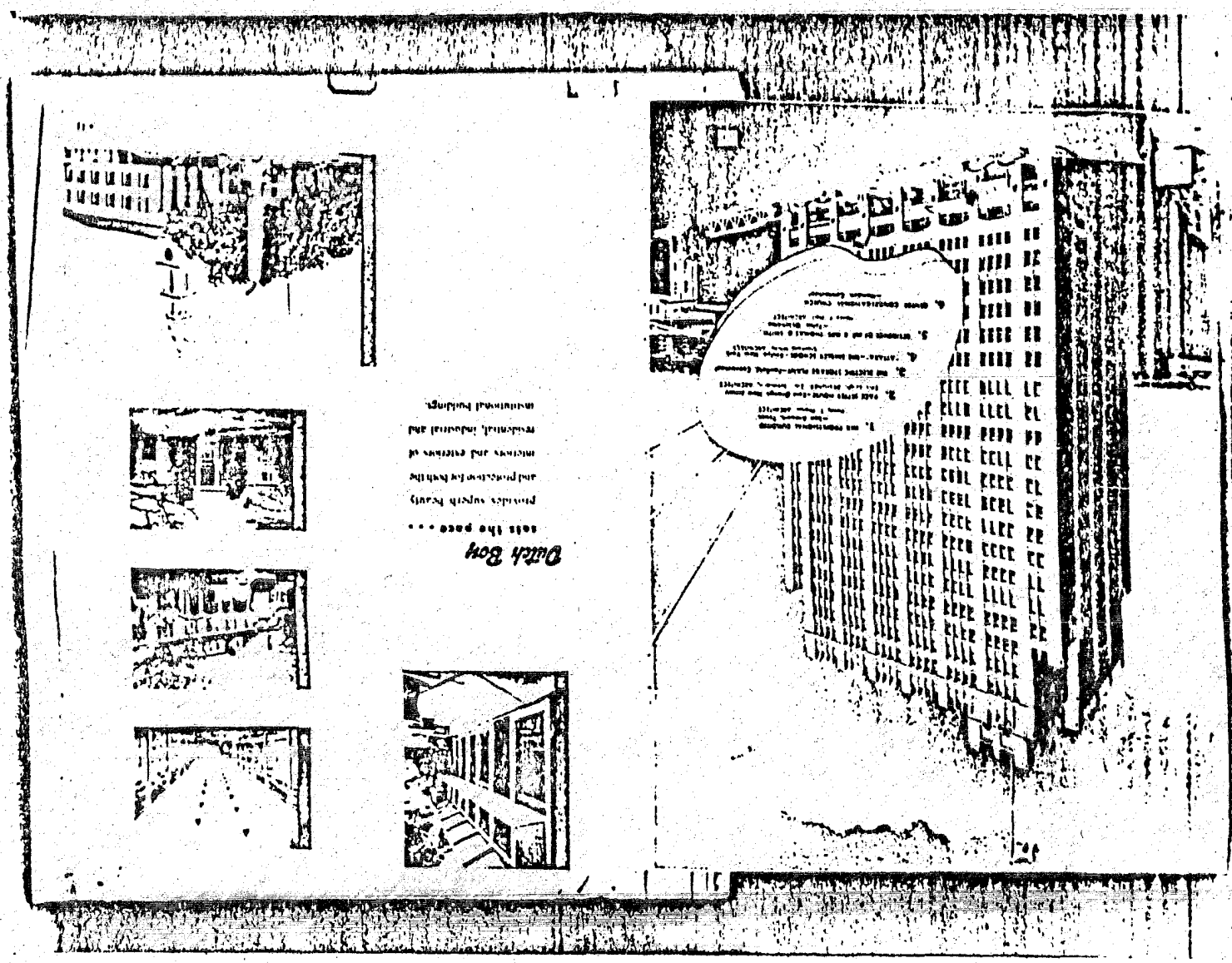

NOTICE: if the film image is less clear than this notice, it is due to the quality of the document being filmed

00057

NLI 115066

NOTICE: if the film image is less clear than this notice, it is due to the quality of the document being filmed

00057

NLI 115067

DESCRIPTION OF

NOTICE: If the film image is less clear than this notice, it is due to the quality of the document being filmed

00057

NLI 115068

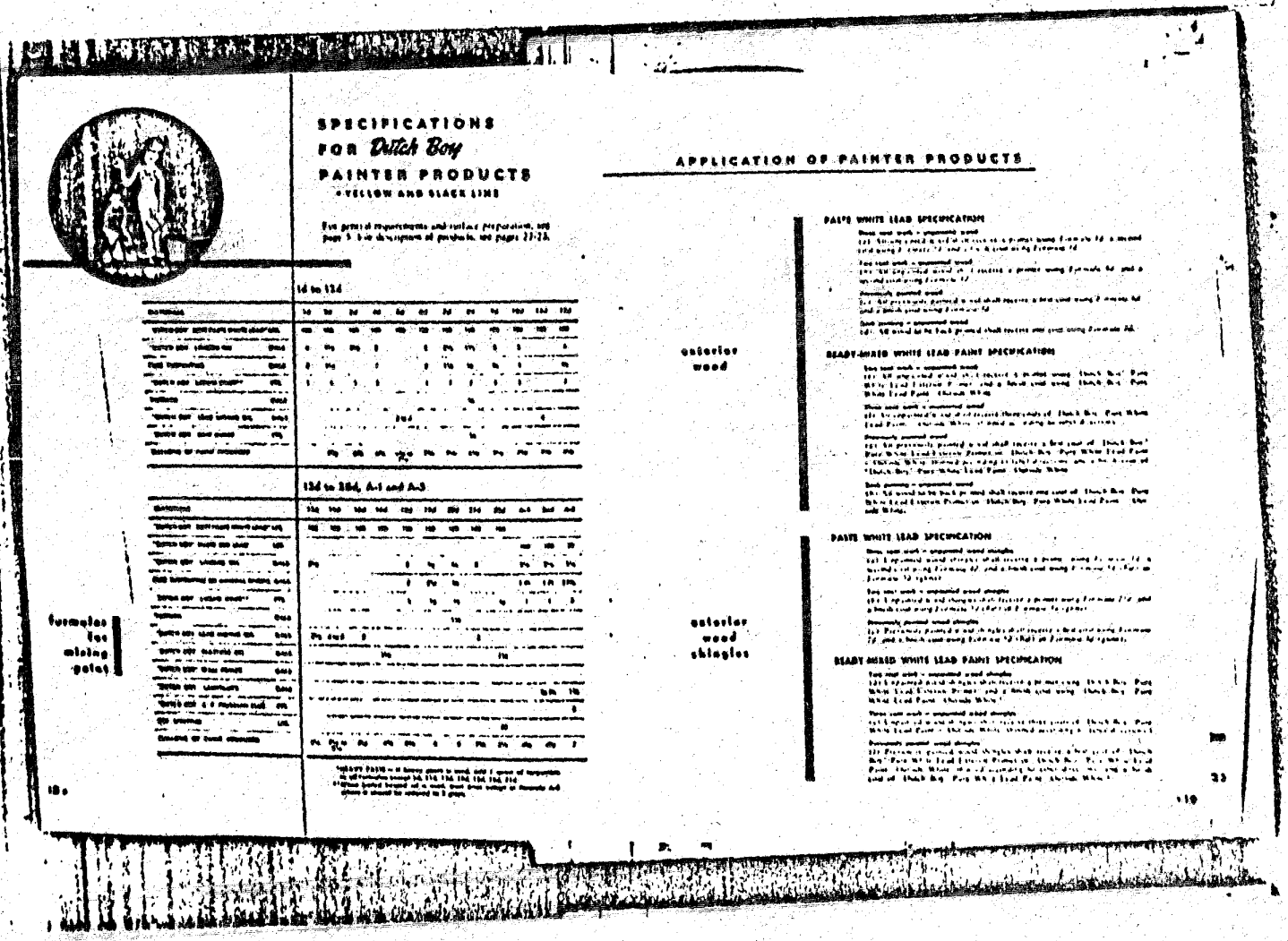

SPECIFICATIONS
FOR *Dutch Boy*
PAINTER PRODUCTS
•YELLOW AND BLACK LINE

APPLICATION OF PAINTER PRODUCTS

exterior wood

exterior wood shingles

formulas for mixing paint

PAINT WHITE LEAD SPECIFICATION

READY-MIXED WHITE LEAD PAINT SPECIFICATION

NOTICE: If the film image is less clear than this notice, it is due to the quality of the document being filmed

00057

NLI 115069

APPLICATION OF PAINTER PRODUCTS (continued)

asbestos cement shingles

(a) Unpainted asbestos cement shingles shall receive a primer coat using Formula 1Id or a second coat using Formula 1Id and a finish coat using Formula 1Id (flat) or Formula 3d (gloss) or "Dutch Boy" Pure White Lead Paint – Outside White (gloss).

(b) Previously painted asbestos cement shingles shall receive a first coat using Formula 1Id and a finish coat as specified in paragraph (a) above.

exterior brick, stucco, stone and concrete**

(a) Unpainted common brick shall receive a primer using Formula 3d, a second coat using Formula 1Id and a finish coat using Formula 1Id (flat) or Formula 3d (gloss) or "Dutch Boy" Pure White Lead Paint – Outside White (gloss).

(b) Unpainted face or de-wired brick shall receive a primer using Formula 1Id, a second coat using Formula 1Id and a finish coat as specified in paragraph (a) above.

(c) Unpainted stucco, concrete and stone shall receive a primer using Formula 1Id, a second coat using Formula 1Id and a finish coat as specified in paragraph (a) above.

(d) Brick, stucco, stone and concrete previously painted with an oil paint shall be primed to have spots using Formula 1Id and shall receive a first coat using Formula 1Id and a finish coat as specified in paragraph (a) above.

interior woodwork

Three coat work – unpainted wood

(a) Unpainted interior woodwork shall receive a primer using Formula 3d, a second coat using Formula 3d and a finish coat using Formula 3d (flat) or a prepared enamel.

Four coat work – unpainted wood

(b) Unpainted interior woodwork shall receive a primer using Formula 3d and a finish coat using Formula 3d (flat) or a prepared enamel.

Previously painted interior wood

(c) Previously painted woodwork shall be treated as specified in paragraph (a) above with the primer omitted.

interior plaster, wallboard or fabric

Three coat work – unpainted surface

(a) Unpainted plaster, wallboard or fabric coverings shall receive a primer using Formula 1Id or "Dutch Boy" Wall Primer, a second coat using Formula 3d and a flat finish coat using Formula 1 (see Note A).

Four coat work – unpainted surface

(b) Unpainted plaster, wallboard or fabric coverings shall receive a primer using Formula 1Id or "Dutch Boy" Wall Primer, and a flat finish coat using Formula 1d (see Note A).

Previously painted surface

(c) Previously painted plaster, wallboard or fabric coverings shall be treated as specified in paragraph (a) above with the primer omitted.

*** [illegible]

**** [illegible]

***** [illegible]

****** [illegible]

******* [illegible]

exterior or interior wood floors

(a) Unpainted wood floors shall receive a primer using Formula 1Id, a second coat using Formula 1Id and a finish coat using Formula 2Id.

(b) Previously painted wood floors shall be touched up in bare spots using Formula 1Id and shall receive a first coat using Formula 1Id and a finish coat using Formula 2Id.

(c) Underside of all new porch floors and the nosings and [illegible] of the trough shall receive one coat using Formula 1Id or "Dutch Boy" Pure White Lead Paint – Outside White.

exterior or interior concrete floors

(a) Unpainted concrete floors shall receive a primer using Formula 1Id, a second coat using Formula 1Id and a finish coat using a high grade [illegible] enamel.

(b) Previously painted concrete floors shall be touched up in bare spots using Formula 1Id and shall receive a first coat using Formula 1Id and a finish coat using a high grade floor enamel.

exterior metal

PASTE RED LEAD SPECIFICATION

(a) All unpainted metal shall receive a primer using Formula A1, a second coat using Formula 1Id and a finish coat using Formula 1 (Dutch Boy) Pure White Lead Paint [illegible]

(b) Previously painted metal shall be spot primed using Formula A1 [illegible] shall receive a first coat using Formula 1Id and a finish coat as specified in paragraph (a) above.

READY-MIXED RED LEAD PAINT SPECIFICATION

(a) All unpainted metal shall receive a primer using "Dutch Boy" Liquid Red Lead or "Dutch Boy" [illegible] Metal Primer or "Dutch Boy" [illegible] Metal Primer [illegible] Dutch Boy [illegible] Pure White Lead Paint [illegible]

(b) Previously painted metal shall be spot primed using "Dutch Boy" Liquid Red Lead or "Dutch Boy" [illegible] Metal Primer or "Dutch Boy" [illegible] Metal Primer [illegible] Dutch Boy [illegible] Pure White Lead Paint [illegible]

interior metal

(a) Unpainted interior metal shall receive a primer using [illegible] or "Dutch Boy" [illegible] Liquid Red Lead or "Dutch Boy" [illegible] Metal Primer [illegible] Dutch Boy [illegible] Pure White Lead Paint [illegible]

(b) Previously painted interior metal shall be spot primed using [illegible] of the primer [illegible] paragraph (a) above and shall receive a first coat using Formula 2Id and a flat finish coat using Formula [illegible] (see Note A).

**** [illegible]

***** [illegible]

NLI 115070

00057

ilm image
n this
to the
ocument

NOTICE: if the film image is less clear than this notice, it is due to the quality of the document being filmed

00057

NLI 115071

DESCRIPTION OF

Dutch Boy

PAINTER PRODUCTS

YELLOW AND BASE LINE

A convenient door for general use

Red lead ground in oil

be sure . . .