Lead Processing
1948-1949

1827

Lead
Processing
1948-1949

1827

N1767

LEAD Processing

1986-1994

General Account

Lead Processing

1948-49 Nat.

1948-49 Nat.

SEPT		BAT FORWARD	
SEPT	MO	NET CREDIT	
	YR		
OCT	MO	NET CREDIT	
	YR		
NOV	MO	NET CREDIT	
	YR		
DEC	MO	NET DEBIT	
	YR		
JAN	MO	NET CREDIT	
	YR		
FEB	MO	Net Credit	
	YR		
MAR	MO	NET CREDIT	
	YR		
APR	MO	NET DEBIT	
	YR		
MAY	MO	NET CREDIT	
	YR		
JUNE	MO	NET DEBIT	
	YR		
JULY	MO	NET DEBIT	
	YR		
Aug	MO	Net Credit	
	YR		
		After Closing	

0007-SWP-0051446

ACCOUNTS PAYABLE – NATIONAL LEAD

LEAD PROCESSING

1948-49 RES

Aug 31 49 To Balance 31536

31536

1948-49 RAP

Aug JR LINSEED OIL BORROWED FROM N.L.C. to be replaced - 1124 gals 31536

Sept 1 49 Bal B/D Down

0007-SWP-0051447



0007-SWP-0051448

Reserve for Outstanding Returnable Drums

National Lead Processing

1948-49 Ref.			1948-49 Ref.		
Aug	TRANS FROM CHICAGO MDSE. PKG. DRUMS	4839.00	SEPT INVTY ADJ FORWARD		6776 11
		4839.00			
	To Bal Carried Down	2137 11			
		6976 11			6776 11
			Sept 49 Bal Brd Down		2137 11

0007-SWP-0051449



0007-SWP-0051450

Reserve for Replacement of Returnable Drums

National Lead Processing

1948-49 Ref.			1948-49 Ref.		
Aug 31 48	Bl Balance		6701 07	SEPT INVTY	BRT FORWARD
			6701 07		
			Sept 1 49	Bal Brt Down	6701 07

0007-SWP-0051451

0007-SWP-0051452

Pulp Lead Suspense

Lead Processing

1948-49 Ref.

May 59365 Chg. P+V. - BW.103
41777 #. - 23.64 -
W.W. Young. Hauling
3681 Cleve. P+V. BW.102
18000 #. - 21.70
AB.5816 Lowe Bros. - BW.102
30,000 #. - 23.10
35,000 #. - 21.70

June 61195 350 #. - 50 ¢.
- 1000 #. - 50 #.
- 10,000 - 50 #.
- 10,000 - 50 #.
- 10,000 - 50 #.
- 200 - 50 #.
3034 Chg. P+V. - BW.103
47792 #. - 23.64 -
W.W. Young. Hauling

July Reg. 7820 20,000 - 50 # (80/25 60/25 . 15/100
790781 Chgo. P+V. - BW-103
44,416 #. - 23.64 - (41,113)
Plus transportation
86.203 Chgo. P+V. - BW-103
15,617 #. - 23.64 -

Aug. Reg. 8334 100/100 #. - 10,000 #. - 50 #
8576 200/100 #. - 20,000 #. - 50 #
- 12/100 #. - 1200 #. - 50 #
- 20/100 #. - 2000 #. - 50 #
8760 100/100 #. - 10000 #. - 50 #
8803 8342 #. - 50 #
GPI-520 Filling + Hauling BW.
103 to Metal Lead Chicago

987608	
7947	
3926 00	
693000	
759500	
2838655	
175	
500	
5000	
5000	
5000	
100	
1129803	
7876	
1153454	
39921.09	
100.00	
979074	
80.02	
370841	
1367917	
5360026	
5000	
10000	
600	
1000	
5000	
4171	
147	
2591	
5385944	

1948-49 Ref.

June Trans Chgo Soft Paste Lead 31,000 #

July 791047 Lowe Bros. - 65,000 #
1328 Chicago. - 130,985 #
1329 Cleveland - 48,000 #
Trans Chgo Soft Paste Lead 20,000 #

Aug. 892104 Chicago. - 15,617 #
Trans Chgo Soft Paste Lead 51,592 #

Aug 31 49 Bal. Carried Down

Sept. 1 49 Bal Brot Down 16631 15

0007-SWP-0051453

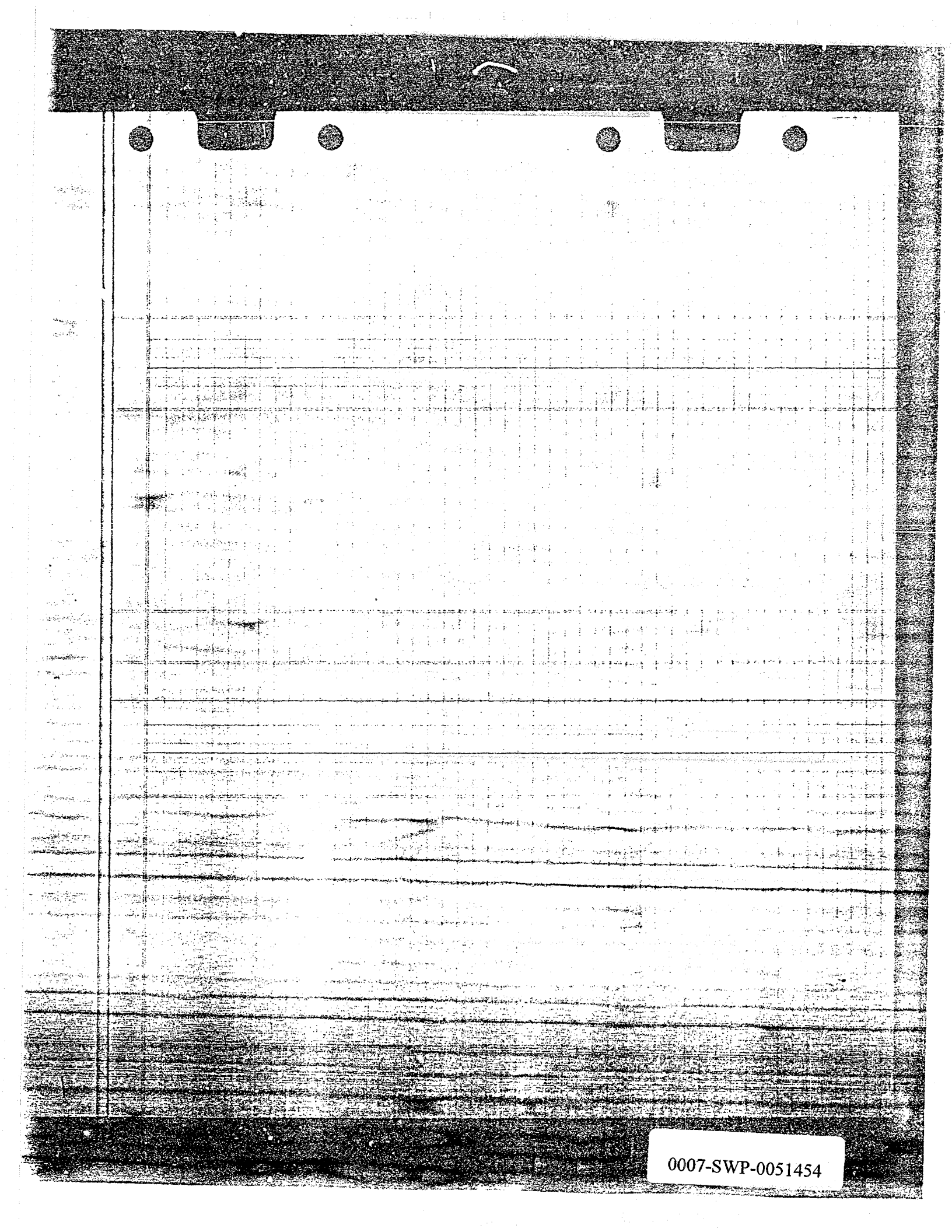

Loss & Gain

Lead Processing

1948-49 Ref.			1948-49 Ref.		
SEPT REC'D/OUT FRT PAID ON L.V. BUSINESS		12.06			
"10098 Adjusting conversion charge for period 8/1 to 8/31 as per letter 9/15/48 - N.C. Wildmer Chicago		128.67			
" " "		~~[illegible]~~			
" " "		~~[illegible]~~			
" " "		~~[illegible]~~			
BROOKLYN "		~~[illegible]~~			
PERTH AMBOY "		~~[illegible]~~			
AB-9889 Chicago " "		963.77			
- " " "		48			
- San Francisco		153.80			
AB9900 Philadelphia		278.15			
- St Louis		1698.86			
- Chicago		490.02			
- Brooklyn		60.84			
- Perth Amboy		448.50			
- Chicago		227.83			
		3932.98			
		3932.98			
Jan. 193021 Repairs to roof of Bldg. #220 - necessitated due to remodeling of building		2445.99	Nov. 1185213 Frt. claim collected-old yr.		2.55
4-14478 To adjust SA 192456			5397 " " " " "		9.12
Chicago		1800.00 ✓	5348 " " " " "		4.42
San Francisco		2970.00 ✓			3.06
		2421.99	DEC 1285355 FRT CLAIM COLLECTED - OLD YEAR		2.00
		2814.87			2.16
Mar 393190 Frt. paid on lead yrs business		3451	JAN 192495 The difference between cost and selling price of pig lead sold to National Lead Chicago		1778.88
TRANS TO Reserve Qar't		3773000 ✓	San Francisco		1200.00
		6591.48			5.52
					5752.60
			Mar 6-17301 Profit on sale of Freydair oil to Dohm T. Lewis at Philadelphia		1.20
					5960.13
			Aug 895393 Frt. cl'm collected		5.57
					5965.70
	Forward	6591.48	Forward		5965.70

0007-SWP-0051455

Loss & Gain

Lead Processing

1948-49 Ref.				1948-49 Ref.		
Aug 31 49	Bro Forward	65 91 348		Aug 31 49	Bro Forward	59 67 738
	Production -				Net Sales	1504 69 237
	Chicago	411 437 60			Salvage Account	1 902 14
	Philadelphia	73 81 627			Do Treasurer	57 650 99
	St Louis	686 694 82				
	South Amboy	88 321 01				
	Brooklyn	77 414 71				
	San Francisco	41 530 01				
	U S Fuller	11 821 46				
	Evans Lead	6 085 54				
	Plant All Expenses	8 396 58				
	Expenses National Lead	7 661 08				
	White Lead	7 796 39				
	Org Leading Trading	136 139 93				
		1677 96 788				1677 96 788

0007-SWP-0051456

Load Processing

1948-49 Ref.		Net Sales	Sales	Cost of Sales	Sales Freight	Sales Expense
SEPT	MO	359194.89	366185.72		5763.67	1227.16
	YR	359194.89	366185.72		5763.67	1227.16
OCT	MO	169430.23	173236.18		3151.25	654.70
	YR	528625.12	539421.90		8714.92	1881.86
NOV	MO	118262.73	120218.70		1615.16	340.81
	YR	646887.85	659640.60		10530.08	2222.67
DEC	MO	161336.18	168872.23		2522.25	8.80
	YR	813224.03	828512.83		13052.33	2231.47
JAN	MO	90322.78	91606.80		1273.32	10.70
	YR	903546.81	920119.63		14330.65	2242.17
FEB	MO	97977.72	99056.04		1078.32	—
	YR	1001524.53	1019175.67		15408.97	2242.17
MAR	MO	71608.30	72447.01		761.51	77.20
	YR	1073132.83	1091622.68		16170.48	2319.37
APR	MO	73844.97	75264.21		1415.63	3.61
	YR	1146977.80	1166886.89		17586.11	2322.98
MAY	MO	52343.87	53254.35		895.73	14.75
	YR	1199321.67	1220141.24		18481.84	2337.73
JUNE	MO	85428.70	86358.85		885.90	44.25
	YR	1284750.37	1306500.09		19367.77	2381.98
July	MO	84701.46	88402.57		1612.48	88.63
	YR	1371451.83	1394902.66		20980.28	2470.61
Aug	MO	133240.54	135570.28		2015.15	314.59
	YR	1504692.37	1530472.94		22995.37	2785.20

0007-SWP-0051457



0007-SWP-0051458

SUSPENSE (Pig Lead)

Lead Processing

1948-49 Ref.		Total	Chicago	Phila.	St. Louis	Perth Amboy	Brooklyn	San Francisco	N.L.P. Alton
SEPT	MO	16752.99	721162	2927.73	3110.89	749.55	80.73	2470.17	
	YR	16752.99	721162	2929.93	3110.89	749.55	80.73	2470.17	
OCT	1080383	2158.91	2158.91						
	TRANS	801494	216381	133.10	195.139	264.65	1425.08	280.88	3.10
		10173.85	937.72	133.10	195.139	264.65	1425.08	280.88	3.10
		26926.84	11534.34	3063.03	5062.28	1719.20	15058.81	3651.15	14.03
NOV	TRANS	12391.97	3804.94	1530.88	2776.50	1688.54	2550.24	410.07	(5.20)
		39318.81	15339.28	4593.91	7838.78	3407.74	17608.05	4061.22	12.83
DEC	TRANS	16716.66	3015.89	19.81	10619.13	—	1488.76	1573.07	—
		56035.47	18355.17	4613.72	18457.91	3407.74	55446.81	5267.29	15.15
JAN	TRANS	5387.60	49.92	—	4900.07	240.85	196.76	—	—
		61423.07	18405.09	4613.72	23357.98	3648.59	55761.57	5267.29	15.15
FEB	TRANS	3995.37	583.06	49.47	2431.28	—	57.22	197.86	176.48
		65958.44	18988.15	5105.19	25789.26	3648.59	55798.79	5465.15	5.03
MAR	TRANS	3773.00	2900.00					873.00	
	TRANS	113208.84	37317.26	561.761	23705.18	3437.22	36957.25	6518.51	(34.11)
		(75478.64)	(8317.26)	(561.761)	(23705.18)	(3437.22)	(36957.25)	(2211.96)	
	RECONS YR	(10120.40)	10670.89	(513.42)	2084.08	211.37	(3158.46)	767.664	90.50
APR	TRANS	62863.23	20855.04	4330.87	11617.17	5301.58	16423.86	4354.71	—
	MONTH YR	72983.63	10164.15	4848.29	9533.09	5090.21	47582.32	(3221.93)	(98.50)
MAY	TRANS	90090.86	30713.76	6450.18	18806.14	6509.78	20546.21	6659.79	405.00
	YR	163074.49	40877.91	11298.47	28339.23	11599.99	68128.53	3337.86	(503.50)
JUNE	Rec. 6417	113.20	113.20						
	TRANS	1308.81	90.30	—	1214.51				
		2436.01	1221.50		1214.51				
		165510.50	42099.41	11293.47	29553.74	11599.99	68128.53	3337.86	(503.50)
July	TRANS	(21846.56)	(8597.37)	(1330.28)	(6465.91)	(2950.98)	(14564.43)	(544.22)	(401.37)
		143663.94	33502.04	9963.19	23087.83	8649.01	66042.10	2793.64	(904.87)
Aug	TRANS	(7524.01)	(2230.59)	(197.62)	(2328.33)	(36.00)	(2618.06)	(182.76)	(130.65)
		136139.93	31271.45	9765.57	20759.50	8613.01	64024.04	2710.88	(1035.52)

0007-SWP-0051459

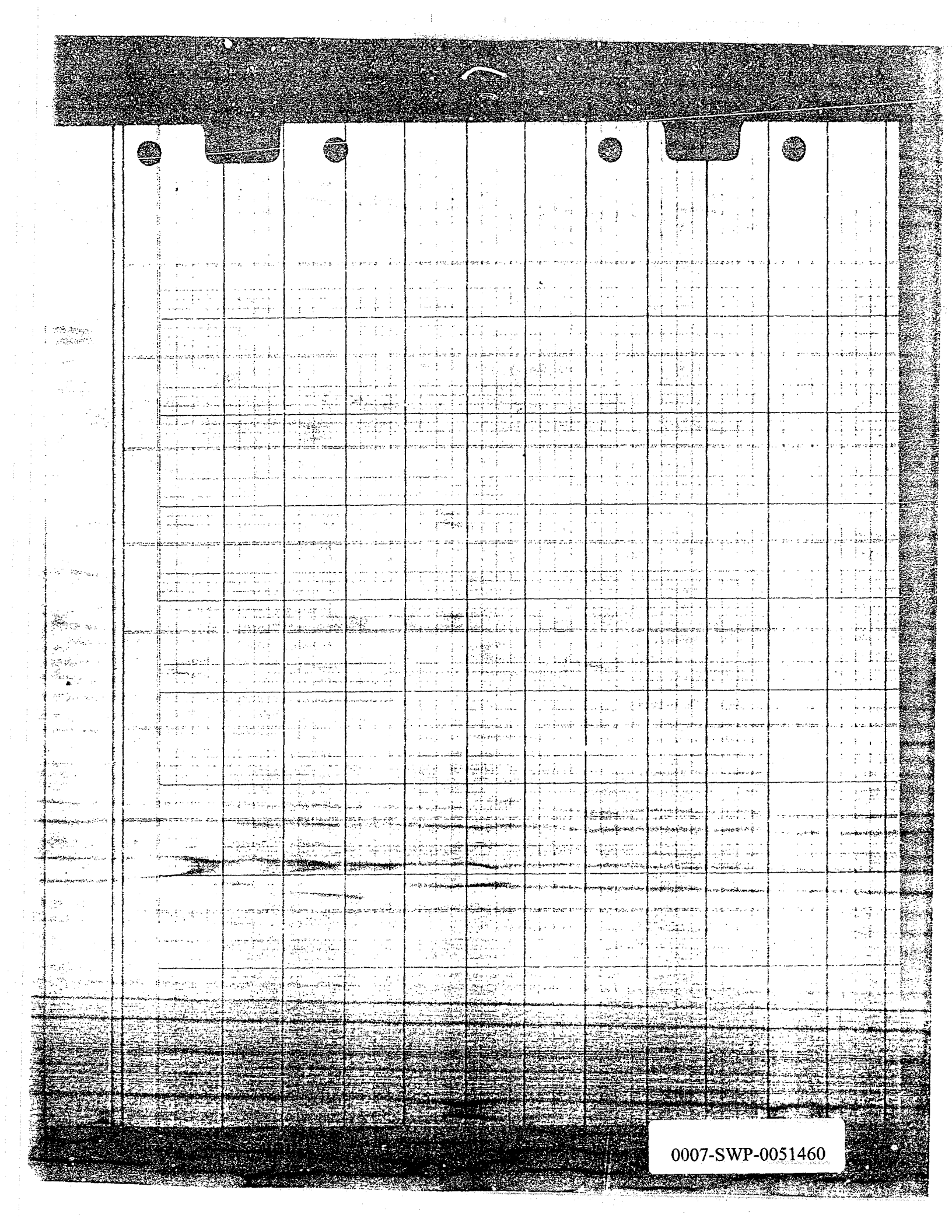

0007-SWP-0051460

Salvage

Lead Processing

1948-49 Ref.			1948-49 Ref.		
			OCT 1083109 GA2165	1-CHICAGO SWITCHBOARD CO. FUSED DISTRIBUTING PANELS FOR 3-30 AMP & 4-60 AMP CIRCUITS, ENCLOSED IN STEEL CABINET, TRED TO CP&I BLDG #4	45.05
			JAN 193356	1-Republic flow meter complete. Trans. to Bldg. 300-New Power 10-15"X15"X72" steel lockers trans. to Bldg 202 1-Viking Pump 2289668- 67-treds. to Bldg 220 20-12"X12"X72"-lockers trans. to Bldg 202 1-Goulds bronze fitted centrifugal pump & Motor-scrapped	1.00 32.48 1.48 25.95 13.26 7.00
			Feb 292956	1-295 Gal. 30"X8'0" storage tank and 1-4'0"X6'0" steel, riveted scrapped	4.00 5.09
			MAR 393840	1-48" Drill Fan with 4 H.P. Wood motor scrapped 1-Cleve. elec 5 H.P. Motor used on exhaust fan #4049. written off to scrap. 5/6 Charged to Bldg # 5.14. Cr #1	.10 2.25
			May 593554	1-Toledo Scale Sec. 182968 Trans. to Paint Bldg #1	5.21 152.00
Aug 31 49	To Loss. Gain	1.00714	Aug 594204	2-Kemp-"Turbo" Compressors and 2 Caburetors sold	2.00 002.14
		1.00714			

0007-SWP-0051461

Salvage

1948-49 Ref.

Lead Processing

1948-49 Ref.

0007-SWP-0051462

Plant Alteration Expense

Land Processing

1948-49 Ref.		1948-49 Ref.		
DEC 128652	7779.98			
	7778.98			
JAN 193356	97.73			
	7876.71			
Feb. 292956	11.52			
	7908.23			
Mar 393840	186.32			
	8094.55			
JUNE 693802	9.45			
	8104.00	Aug 31 49	Profit & Loss - Gain	839.58
Aug. 894204	202.58			
	8396.58			8396.58

0007-SWP-0051463

0007-SWP-0051464

Expense

Lead Processing

1948-49 Ref.	Total	25 B Fire Insurance	25 E Admin.	25 F GA Charge	27 Purchasing
Sept 288151	18616	18616			
5260	40000			20000	20000
	58616	18616		20000	20000
	58616	18616		20000	20000
Oct 1081241	18616	18616			
5331	40000			20000	20000
	58616	18616		20000	20000
	117232	37232		40000	40000
Nov. 1185156	40000			20000	20000
1534	18616	18616			
	58616	18616		20000	20000
	175848	55848		60000	60000
Dec. 1181898	18616	18616			
5239	111500			21000	20500
5251	45000			3000	1500
	74616	18616		24000	22000
	234464	74464		84000	82000
Jan. 190826	18616	18616			
5203	41500			21000	20500
	60116	18616		21000	20500
	300580	93080		105000	102500
Feb. 291370	18616	18616			
5202	41500			21000	20500
	60116	18616		21000	20500
	360696	111696		126000	123000
Mar 391668	18616	18616			
5372	41500			21000	20500
	60116	18616		21000	20500
	420812	130312		147000	143500
Apr. 491449	18616	18616			
1842	900				900
5232	42000			21000	21000
	61516	18616		21000	21900
	482328	148928		168000	165400
May 591126	18616	18616			
5201	42000			21000	21000
	60616	18616		21000	21000
	542944	167544		189000	186400
June 691226	18616	18616			
5208	42000			21000	21000
	60616	18616		21000	21000
	603560	186160		210000	207400
July 791924	18616	18616			
5143	42000			21000	21000
	60616	18616		21000	21000
	664176	204776		231000	228400
Aug 895220	42000			21000	21000
6078	59932	59932			

0007-SWP-0051465

7661 05	2647 05	2520.00	2494.00

0007-SWP-0051466

Chicago White Lead Expense

Lead Processing

1948-49 Ref.	Total	Rent	Ins. 25 B	Depr. 25 D	Taxes 25 A
SEPT 981996	48728		48728		
2021	141798				141798
2039	137445			137445	
2088	140546	140546			
	137425	(140546)	48728	137445	141798
	127425	(140546)	48728	137445	141798
OCT 1085243	141798				141798
2088	154154	154154			
2464	48728		48728		
2649	137448			137448	
	173820	(154154)	48728	137448	141798
	361245	(294700)	97456	274893	283596
Nov. 1181144	141798				141798
1166	48728		48728		
1357	137448			137448	
1363	154154	154154			
2117	319761-4w				319761-4w
	(17941)	(154154)	48728	137445	(17963)
	2153.04	(448.54)	146184	4123.41	1056.33
OEC 1260752	48728		48728		
1268	154154	154154			
1573	137448			137448	
5169	35211				35211
3387	1721-4w			1721-4w	
	48954	(154154)	48728	139167	35211
	284258	(603008)	194912	551510	140844
JAN. 191302	154154	154154			
1545	137448			137448	
1626	35211				35211
1627	48728		48728		
	67293	(154154)	48728	137445	35211
	3514.91	(757162)	243640	688958	176055
Feb. 291156	154154	154154			
1170	137448			137448	
5261	35211				35211
1830	48728		48728		
	418724	(911316)	292368	826406	211266
Mar 391153	137448			137448	
1187	154154	154154			
1463	18270-4w			18270-4w	
1466	11103			11103	
3546	48728		48728		
5374	35211				35211
	116326	(154154)	48728	248551	35211
	578790	(1065470)	341096	1056687	246477

0007-SWP-0051467

Chicago White Lead Expense

Lead Processing

1948–49 Ref.	Total	Rent	25 B Fire Ins.	25 D Depr.	25 A Taxes
[illegible]	154154	154154			
[illegible]	137448			137448	
[illegible]	88428	88428			
2122	48728		48728		
5244	35211				35211
[illegible]	[illegible]	[illegible]	[illegible]	[illegible]	[illegible]
	557695	(1308054)	389824	1194135	281688
[illegible]	126261	126261			
1235	137448			137448	
4403	48728		48728		
5289	35211				35211
	602721	(1484313)	438552	1331583	316879
[illegible]	126261	126261			
5284	35211				35211
1421	137448			137448	
2016	48728		48728		
[illegible]	3433			3433	
2192	312361			312361	
2743	10000		10000		
	[illegible]	[illegible]	[illegible]	[illegible]	[illegible]
	685650	(1660574)	497280	1496834	352110
[illegible]	48728		48728		
936	126261	126261			
1212	137448			137448	
5144	35211				35211
	[illegible]	[illegible]	[illegible]	[illegible]	[illegible]
	730776	(1836835)	546008	1634282	387321
[illegible]	126261	126261			
4893	137448			137448	
4580	48728		48728		
5282	35211				35211
3138	4278			4278	
3139	20			20	
[illegible]	621			621	
[illegible]	[illegible]	[illegible]	[illegible]	[illegible]	[illegible]
	779539	(2013096)	594736	1775367	422532

0007-SWP-0051468

Litharge to Bound Brook

Lead Processing

1948-49 Ref.	COST - LBS	VALUE	1948-49 Ref.	GROSS PROFIT	COST
OCT TRANS	181,860	36 22786	OCT 1083015	2412.19	3895
	181,860	36 22786		2419.39	1624
NOV TRANS	256,715	55740.50	NOV GA2363		70
	438,575	91968.36	GA2367	3945.74	(1
DEC TRANS	273,371	59357.26		6363.13	92
	711,946	151325.62	DEC 1283283	4201.50	63
JAN TRANS	271,130	58871.11		10564.63	161
	983,076	210196.73	JAN GA2353	4166.62	63
FEB TRANS	203,304	44143.75		14731.25	22
	1,186,380	254340.48	FEB [illegible] 29314	31244.43	47
APR TRANS	134,115	22256.76		17855.68	27
	1320,495	276597.24	APR GA 3157	1097.50	23
MAY TRANS	225,475	29971.85		18958.18	29
	1545,970	306569.09	MAY GA 3274 3277	2376.32	32
JUNE TRANS	476,331	61085.45		21329.50	32
	2022,301	367654.54	JUNE GA 3513	4410.06	65
July TRANS	23,284	3403.23		25139.56	39
	2,045,585	871057.77	July 793029	264.00	3
Aug 891991 Midw. Adj. - Clean Lav. Dr. 74		1061.60		26,003.56	39
		15390.96			
		2603.56			
		397061.53			

0007-SWP-0051469



0007-SWP-0051470

Freight - Suspense

Lead Processing

1948-49 Ref.					1948-49 Ref.		
Apr	41240	N.Y.P.C.+C.		560	Gov.	A 17326	N.Y.P.C.+C.
		N.Y.P.C.+C.		6864			
				7424	June	693535	VR-102
June	61195			3709			
	61216			3634	July	A-18672	VR-102
				3634			
				10977	Aug	A-19690	VR-102
				18401		A-19691	VR-103
July	Rg 7192	Capitol Paint	#2004	1525			
	7820	" "	2004	3634			
	-	Calco "	2011	3172			
	-	" "	2011	3172			
	7844	" "	2011	3169			
	-	" "	-	3172			
	-	" "	-	3172			
	-	" "	"	3172			
				11151			
				42589			
Aug.	Rg 5334	Calco	2011	4027			
	8934	Capitol Paint	2004	4027			
	-	VR-103. Warehouse		4017			
				13071			
				54660			

0007-SWP-0051471



0007-SWP-0051472

Suspense

Lead Processing

1948-49 Ref.			1948-49 Ref.		
Nov.	A12810	Bound Brook Lithog.	67424	DEC 1280180	TO CLEAR A 13080 BOUND BROOK LITHOGRAPH
			67424		
Jan.	Req. 1611	Handling Charges	13265	JAN. 190778	Handling Charges VR-45
			80689		
Feb.	Req. 21121	W. P. Fuller	15150	Feb. Req. 21121	W. P. Fuller
			95839	JR	400# RED LEAD - W.P. FULLER
MAR.	Req. 3625	W.P. Fuller	900		CLEARING IN MARCH
			96739		
Apr.	492124	Natl Lead - St Louis	38325		
	490060		2845	Apr 4989	Natl Lead St Louis
			41170		
			137909	May 593334	Cancel in June
June	Inv. 23564	clear in July	(12352)		
	490360		1233	June Req 6017	VR-43
	951	VR-43	3611		
			359		
			138268		
July	Req. 7172	Inv. 23564	1235		
	Jr.	clear suspense 490060	(28455)		
			(6101)		
			136658		

0007-SWP-0051473

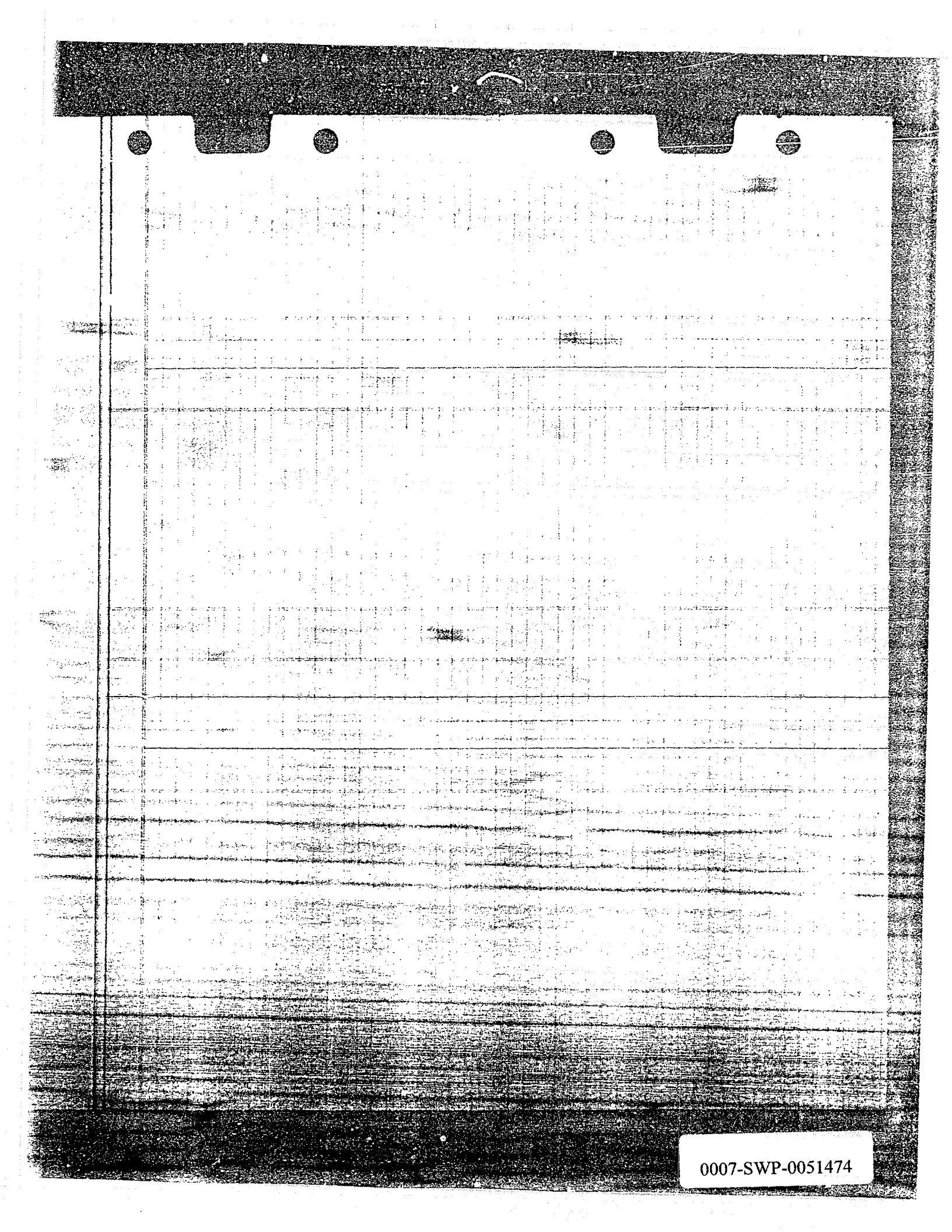

0007-SWP-0051474

National Load Adjustment Account — Memo

1948-49 Ref.	Total	Chicago	Phila.	St. Louis	Perth Amboy	Brooklyn	San Francisco
SEPT	163469	78555	190.10	51260	7000	1044	66.00
	163469	78555	190.10	51260	7000	1044	66.00
OCT	95028	35671	11.83	26514	9035	20197	2428
	258497	114226	201.93	77774	16035	21241	9028
NOV	75757	19412	87.41	13407	6450	276.89	60
	334256	133638	289.34	91181	22485	489.30	9088
DEC	99484	6846	1.03	61782	—	283.63	2390
	433740	140484	290.37	152963	22485	772.93	11478
JAN	66401	1183	—	37185	920	271.13	—
	500141	141667	290.37	190148	23405	1044.06	11478
FEB							

0007-SWP-0051475



0007-SWP-0051476

Sales Freight - Pulp Lead in Oil

National Lead Processing

1948-49 Ref.	Total	Factory	District	Acme	Martin Senour	Lowe Bros.	John Lucas	W.W. Lawrence
SEPT 98725	387.71					387.71		
1726	48068			48068				
1943	107038	107038						
Rig 10088	2974	2974						
—	3316	3316						
AD9899	5062	5062						
AD-9899	5696	5696						
	198345	111506		48068		38771		
	198345	111506		48068		38771		
OCT REC 10493	5606	5606						
2757	32105			32105				
2758	19410					19410		
GA2125	21394	21394						
GA2178	324	324						
	75834	27324		32105		19410		
Rec	277184	138830		80173		58181		
Nov. 111171	5203	5203						
1182744	19388					19388		
	24591	5203				19388		
Rec	301775	144033		80173		77569		
Dec. 121617	5405	5405						
	307180	149438		80173		77569		
Inst. 84-2712	62	62						
Cy. Inv.	5119	5119						
	5181	5181						
	312361	154619		80173		77569		
Allan 392187	509	509						
A-15246	62	62						
2904	136	136						
	583	583						
	312944	155202		80173		77569		

0007-SWP-0051477

Sales Freight - Pulp Lead in Oil

National Lead Processing

1948-49 Ref.	Total	Photo V.	District	Acme	Martin Senour	Lowe Bros.	John Lucas	W.M. Lawrence

0007-SWP-0051478

Sales Freight - Pulp Load in Oil

National Lead Processing

1946-49 Ref.	Total	Factory	Material	Area	Martin Bolour	Lewa Bros.	John Lucas	W.W. Lawrence

0007-SWP-0051479

Sales Freight - Pulp Lead in Oil

National Lead Processing

1943	Year	Total	Factory	District	Anna	Martin Senour	Lowe Bros.	John Lucas	W.W. Lawrence

0007-SWP-0051480

Sales Freight - Soft Paste Lead in Oil - RX 17

National Lead Freight

1948-49 Ref.	Total	Factory	District	Acme	Martin Senour	Lowe Bros.	John Lucas	W.W. Lawrence
SEPT 981779	653			653				
1491614	317			317				
" 10098	5871		5871					
-	418			418				
	5871		5871					
10593 OCT	916			916				
AB.9899	5871		5871					
982183	6024		6024					
	12587		11589	998				
	12587		11589	998				
OCT 108304	36505		36505					
	49092		48094	998				
NOV. 111171	195			195				
1152745	2081						2081	
2751	120			120				
3619	1714		1714					
REG 11173	5897		5872	25				
	6579		4155	340			2081	
	55671		52252	1338			2081	
DEC. Reg 12911	4949		4949					
1282779	74							74
Reg. 12991	806			806				
2990	274			274				
A-13171	1366		1366					
	4737		3583	1080				74
	60408		55835	2418			2081	74
JAN. Reg 11057	1947			1947				
192801	663			663				
Reg. 11255	173		173					
193207	129		129					
	1284		14	1284				
	61736		55879	3702			2081	74
MAR 393425	4563					4563		
AB.31275	8426					8426		
	3863					3863		
	65599		55879	3702		3863	2081	74
APR. 493148	594						594	
A-17327	1263		1263					
41240	158		158					
41240	505		505					
	3520		1926				74	
	68119		57805	3702		3863	2675	74
MAY Reg 51148	158		158					
	155		155					
	313		313					
	68432		58118	3702		3863	2675	74

0007-SWP-0051481

Sales Freight - Soft Paste Lead in Oil - RX 17

National Lead Processing

1918-19 Ref.	Total	Factory	District	Acme	Martin Senour	Lowe Bros.	John Lucas	W.W. Lawrence	
									From Sales Expense
7448	4507 yr.		4807 yr.						
1-19234	158		158						
78414	158		158						
A-19574	23154		23154						
	4507 yr.		4807 yr.						
	23154		23154						
1-19 [illegible]	96393		86079	3702		3863	2675	74	
1-19 [illegible]	1236		1236						
8376	1717		1717						
8711	1236		1236						
	950		950						
88 [illegible]	1236		1236						
1-10 [illegible]	320						320		
31485	8446		8446						
A-19602	12504		12504						
A-19603	12272		12272						
	136310		125676	3702		3863	2995	74	

0007-SWP-0051482

Sales Freight - Soft Paste Lead in 01.1 - RX 17

National Lead Processing

1918-19 Ref.	Total	Factory	Patriot	Amp	Martin Senour	Lone Bros.	John Lucas	W.W. Lawrence

0007-SWP-0051483

Sales Freight - Soft Paste Lead in Oil - RX 17

Material Lead Processing

1948 - 49 Ref.	Total	Factory	District	Rows	Martin Senour	Lowe Bros.	John Lucas	W.W. Lawrence

0007-SWP-0051484

Sales Freight - Carbonate - RX 18

National Lead Processing

1948-49 Ref.	Total	Factory	District	Acme	Martin Senour	Lowe Bros.	John Lucas	W.W. Lawrence
SEPT 280163	17061	17061						
1720	28088						28088	
1724	3347				3347			
1728	17961			17961				
1752	3792					3792		
1744	27316	27316						
GA2055	17060	17060						
GA2056	875	875						
GA2060	6304	6304						
GA2065	1487	1487						
GA2079	87625	87625						
1162998	1301	1301						
	9786				9786			
91014	2931	2164	767					
R-10098	1082	1082						
GA2086	17060	17060						
GA2087	438	438						
GA2088	3119	3119						
982183	302		302					
	205091	146146	465	17961	6439	3792	28088	
	205091	146146	465	17961	6439	3792	28088	
OCT REG 101126	9785				9785			
	1082	1082						
2748	4242						4242	
2749	7985					7985		
2753	4242						4242	
2756	11977			11977				
2759	3347				3347			
GA2176	438	438						
GA2177	1144	1144						
GA2179	2101	2101						
GA2191	44125	44125						
GA2194	9455	9455						
GA2195	1576	1576						
GA2200	3152	3152						
	88597	72197		11977	6439	7985	-	
	273688	208343	465	31938	12877	11977	28088	
NOV 1112783	3992					3992		
2749	14044						14044	
GA2342	10165	10165						
GA2359	44125	44125						
GA2361	16810	16810						
	89136	71100				3992	14044	
	382824	279443	465	31938	12877	15969	42132	
DEC GA2428	8530	8530						
1213372	51479	51479						
	10009	10009						
	442833	339462	465	31938	12877	15969	42132	

0007-SWP-0051485

Sales Freight - Carbonate - RX 18

National Lead Processing

1948-49	Ref.	Total	Factory	District	Acme	Martin Senour	Lowe Bros.	John Lucas	W.W. Lawrence
		1236	1236						
	3071	573	573						
	11243	83		83					
	93165	826	826						
	43207	62		62					
		459	459	21					
		444343	340741	486	31938	12877	15969	42132	
	39118	694	694						
	4.2718	595	595						
		445632	342230	486	31938	12877	15969	42132	
MAR	3025	1236	1236						
	3417	3970						3970	
	4.3275	4025	4025						
	3611	553	553						
	3805	118	118						
	2497	1508	1508						
		9098	9098					3970	
		452620	345248	486	31938	12877	15969	46102	
	3158	952	952						
	3159	1670	1670						
		455242	347870	486	31938	12877	15969	46102	
May	91807	8910	8910						
	2276	1670	1670						
	3321	4232					4232		
	3273	238	238						
		470292	358688	486	31938	12877	20201	46102	
June	61192	4045	4045						
	—	527	527						
	—	1854	1854						
	—	1236	1236						
		2266				2266			
	61195	2981		2981					
	2893	4232					4232		
	2896	874				874			
	3187	4455	4455						
	3158	1800	1800						
	13589	1648	1648						
	3512	2856	2856						
		119790	125 25	2981		1392	4232		
		490232	370223	3267	31938	14269	24433	46102	
July	7881	2266				2266			
	140183	2004	2004						
	7882	1236	1236						
	—	1854	1854						
	—	3286	3286						

0007-SWP-0051486

Sales Freight - Carbonate - RX 18

National Lead Processing

1948-49 Ref.	Total	Factory	District	Acme	Martin Senour	Lowe Bros.	John Lucas	W.W. Lawrence
July 192453	874				874			
24184	14811					14811		
Reg 7019	1817	1817						
193030	2227	2227						
2953	4455	4455						
Reg 3715	1270	1270						
" 3719	595	595						
" 3723	1001	1001						
" 3724	164	164						
	31242	15039			1392	14811		
	521474	385262	3267	31938	15661	39244	46102	
Reg 8214	2266				2266			
8710	1236				1236			
	1236				1236			
8703	721	721						
	1236				1236			
	721	721						
500350	873				873			
352	8464					8464		
355	1270			1270				
356	2978						2978	
8934	721	721						
608	1985						1985	
609	8464					8464		
1317	4455	4455						
1375	2116			2116				
1376	8464					8464		
81619	1236				1236			
1489	1079				1079			
1694	4455	4455						
1772	8464					8464		
1873	914	914						
2315	746	746						
2570	540				540			
2572	715	715						
3005	540				540			
3022	373	373						
3024	1670	1670						
3166	540				540			
81189	1236	1236						
81189	1236				1236			
4685	540	540						
AB-81519	1236	1236						
	721	721						
	61157	14078		8386	4134	32856	4963	
	582631	399340	3267	35324	20535	73100	51065	

0007-SWP-0051487

National Lead Processing

Sales Freight - Carbonate - RX 18

Ref.	Total	Factory	District	Loma	Martin Senour	Löwe Bros.	John Lucas	W.W. Lawrence

0007-SWP-0051488

Sales Freight - Red Lead in Oil - RX 19

National Lead Process #2

1948-49 Ref.	Total	Factory	District	Acme	Martin Senour	Lowe Bros.	John Luons	W.W. Lawrence
Oct A-10821	134		134					
A-13046	354		354					
	488		488					
	488		488					
Nov. A-13019	47		47					
	535		535					
Dec A-13171	37		37					
A-13172	80		80					
	117		117					
	652		652					
Feb. A-15269	625		625					
	1277		1277					
Mar A-15299	1023		1023					
A-15300	615		615					
	1638		1638					
	2915		2915					
Aug A-19693	146		146					
	3061		3061					

0007-SWP-0051489

Sales Freight - Red Lead in Oil - FX 19

Natural Land Processing

1948-49 Ref.	Total	Factory	District	Acme	Martin Senour	Lowe Bros.	John Lucas	W.W. Lawrence

0007-SWP-0051490

Sales Freight - Red Lead

National Lead Processing

1948-49 Ref.	Total	Factory	District	Loma	Martin Senour	Lowe Bros.	John Lucas	W.W. Lawrence
SEPT 981721	1835					1835		
1722	14810			14810				
1781	7669						7669	
GA2062	2005	2005						
GA2077	2775	2775						
GA2078	6936	6936						
GA2082	33772	33772						
Reg 10098	754		754					
A 82185	303		303					
	70253	45488	451	14810		1835	7669	
	70253	45488	451	14810		1835	7669	
266 OCT 10592	1248	1248						
1951 RFC 101126	704	704						
101126	1223		1223					
101127	4161					4161		
2750	50781			50781				
2754	1867					1867		
2836	517						517	
2843	2294					2294		
GA2172	5549	5549						
GA2193	22195	22195						
GA2198	3892	3892						
GA2202	4462	4462						
1082917	2073						2073	
A 10855	211		211					
1083146	(172)		(172)					
	95141	36342	540	50781		4028	2590	
	165394	81830	1291	65591		6423	10259	
Nov. 1182742	15164			15164				
2746	614							614
71118	1996						1996	
3019	202		202					
8093	1829		1829					
GA2278	3226	3226						
GA2351	11097	11097						
GA2358	5549	5549						
	29677	19572	2031	15164			1996	614
	205071	101702	3322	80755		6423	12255	614
Dec. Reg 12991	251		251					
2981	11097	11097						
2992	412							412
A 13111	89		89					
GA2444	1980	1980						
GA2442	91	91						
GA2447	29922	29922						
	143664	43090	162					412
	248735	144792	3484	80755		6423	12255	1026

0007-SWP-0051491

Sales Freight - Red Lead

National Lead Processing

DMB-69	Total	Factory	District	Acme	Martin Senour	Lowe Bros.	John Lucas	W.W. Lawrence
5	4183					4183		
2170	4183							
192504	1640							1640
2505	2348					2348		
2882	7759			7759				
2883	281		281					
2509	11661	11661						
193310	156		156					
	1835	46.1	125	7759		1835		1640
	2647.55	1149.43	3609	88514		8258	12255	2666
2730	4183					4183		
210549	4183					4183		
2718	2091						2091	
1719	3091						3091	
2655	879	879						
21221	748	748						
21222	186		186					
15268	(103)		(103)					
12716	6215	6215						
2719	462	462						
2710	2045	2045						
2716	176	176						
	279621	159054	3692	88514		8258	17437	2666
391403	1946					1946		
2186	8545	8545						
2185	2226	2226						
2191	2030	2030						
3416	1945					1945		
3425	135						135	
	1.2.91	1.2.91				3891	13-	
	296448	171855	3692	88514	-	12149	17572	2666
17327	1343		1343					
17328	937		937					
23285	6085							6085
3056	177	177						
3059	31073	31073						
3155	31073	31073						
3160	37	37						
	367173	234215	5972	88514	-	12149	17572	8751
581521	37	37						
2213	117	117						
3271	7768	7768						
3211	233		233					
		7746						
	375254	242063	6205	88514	-	12149	17572	8751

0007-SWP-0051492

Sales Freight - Red Lead

National Lead Processing

1948-49 Ref.	Total	Factory	District	Acme	Martin Senour	Lowe Bros.	John Lucas	W.W. Lawrence
June 61216	142		142					
	375396	242063	6347	88514		12149	17572	8751
July 780113	2639	2639						
887	616							616
1242	513							513
2485	1946					1946		
2487	2209							2209
A-19674	1914		1914					
SA-3702	71	71						
" 3719	31279	31279						
" 3720	1018	1018						
	41005	34407	1914			1946		3236
	417001	276470	8261	88514		14095	17572	12089
Aug. R-5242	23487		23487					
5503	1111		1111					
891774	714							714
81189	126	126						
	1493	1493						
[illegible]	[illegible]	[illegible]						
[illegible]	[illegible]	[illegible]						
6288	4660	4660						
SA-3697	148	148						
SA-3698	7066	7066						
A-19691	23487		23487					
	14778	12903	1111					114
	431819	289463	9372	88514		14095	17572	12803

0007-SWP-0051493

National Lead Processing

Sales Freight - Red Lead

1948-49 Ref.	Total	Factory	District	Agent	Martin Senour	Lowe Bros.	John Lucas	W.W. Lawrence

0007-SWP-0051494

Sales Freight - Litharge

National Lead Processing

1948-49 Ref.	Total	Factory	District	Acme	Martin Senour	Lowe Bros.	John Lucas	W.W. Lawrence	TRADE
CFM 981716	879								879
1723	821					821			
GA2081	54184	54184							
[illegible]	15534								15534
GA2094	20131	20131							
	90071	74315				821			14955
	90071	74315				821			14955
OCT 1080383	7930	7930							
0823	7920	7930							
2452	14717								14717
2755	838					838			
	15555					838			14717
	105646	74315				1659			29672
Nov. Reg 111171	110	110							
1182741	166				166				
2741	826					826			
3019	268		268						
GA2053	68	68							
REG 111193	268	268							
	456	340	268		166	826			
	107132	74541	268		166	2485			29672
Dec. 1252229	243		243						
Reg. 121611	528		528						
A13171	107		107						
GA2430	55181	55181							
GA2443	140	140							
GA2446	62971	62971							
GA2449	20109	20109							
	155723	133401	392						
	245925	212942	660		166	2485			29672
Jan. 192139	140	140							
2791	586					586			
GA2512	108028	108028							
	108474	107888				586			
	354399	320830	660		166	3071			29672
Feb. 292656	1087	1087							
Reg. 21232	272	272							
GA2701	84512	84512							
	440270	406701	660		166	3071			29672
MAR. AB 3925	1257	1257							
Reg 31021	5763		5763						
H-15295	5763		5763						
3612	21934	21934							
GA2906	23061	23061							
	486522	452953	660		166	3071			29672

0007-SWP-0051495

Sales Freight - Litharge

National Lead Processing

1948-49	Ref.	Total	Factory	District	Acme	Martin Senour	Lowe Bros.	John Lucas	W.W. Lawrence	TRADE
6/4	4A-3657	125	125							
	4A 3166	10456	10456							
	4A-3156	5160	5160							
	4A 3161	31	31							
	4/240	995	995							
	4A 3173	49029	49029							
		55218	518649	660		166	3071			29672
7/14	5737	1991	1991							
	1527	125	125							
	22774	19	19							
	2225	63	63							
	4A-3212	63155	63155							
	4A 3315	31	31							
	4A-312#2	66135	66135							
		618342	584778	660		166	3071			29672
7/14	692894	293					293			
	4A 3501	42152	42152							
	" 3515	21256	21256							
		684 1	684 8				293			
		820448	648186	660		166	3364			29672
7/14	7881	1377	1377							
	4/1250	206		206						
	2486	256					256			
	4A 1967#	248		248						
	4A 3113	335	335							
	4A 3114	63495	63495							
		65527	65527	1154			256			
		747295	712723	1114		166	3620			29672
7/14	8710	982	982							
	5703.51	256					256			
	1313	21052	21052							
	2312	21052	21052							
	2573	31	31							
	4681	21052	21052							
	4A 3025	21052	21052							
		5271	05521				256			
		832772	797944	1114		166	3876			29672

0007-SWP-0051496

Sales Expense - Pulp Lead in Oil

National Lead Processing

1948-49 Ref.	Total	Acme	Martin Senour	Lowe Bros.	John Lucas	W.W. Lawrence
SEM 781725	260.40			260.40		
1726	325.50	325.50				
	585.90	325.50		260.40		
	585.90	325.50		260.40		
Ord. 1082757	217.00	217.00				
2758	130.20			130.20		
	347.20	217.00		130.20		
	733.10	542.50		390.60		
No. 1112744	138.60			138.60		
	1071.70	542.50		529.20		

0007-SWP-0051497

Sales Expense - Soft Paste Lead in Oil - RX 17

National Lead Processing

1948-49 Ref.	Total	Factory	District	Acme	Martin Senour	Lowe Bros.	John Lucas	W.W. Lawrence	
SPT 281779	576			576					
	576			576					
Nov. 1182745	1098						1098		
2751	338			338					
	1436			838			1098		
	2012			914			1098		
Rec. 1282779	60							60	
2990	820			820					
	880			520				60	
	2892			1754			1098	60	
Jan. 192801	1070			1070					
	3962			2804			1098	60	
Mar 393425	3870					3870			
	7832			2804		3870	1098	60	
Apr. 493148	361						361		
	8193			2804		3870	1459	60	
June 61195	1236		1236						
	1236		1236						
	1236		1236						
A-14658	1099		1099						
	4807		4807						
July correct posting	13000		4807	2804		3870	1459	60	To S.A.C. 4/49
	(4807)-4m		(4807)-4m						
	8193		—	2804		3870	1459	60	
Aug 892578	556						556		
	8751		—	2804		3870	2017	60	

0007-SWP-0051499

National Lead Processing

Sales Expense - Soft Paste Lead in Oil - RX 17

1943-45 Ref.	Total	Factory	District	Acme	Martin Senour	Lowe Bros.	John Lucas	W.W. Lawrence

0007-SWP-0051500

Sales Expense - Carbonate - RX 18

National Lead Processing

1948-49 Ref.	Total	Acme	Martin Senour	Lowe Bros.	John Lucas	W.W. Lawrence
Sept 981120	30750				30750	
1124	20500		20500			
1778	10250	10250				
1782	2050			2050		
	63550	10250	20500	2050	30750	
	63550	10250	20500	2050	30750	
Oct 1082748	4643				4643	
2749	4100			4100		
2753	4643				4643	
2756	6150	6150				
2759	20500		20500			
	39750	6150	20500	4100	—	
	94300	16400	41000	6150	30750	
Nov. 1182743	2210			2210		
2747	16575				16575	
	18785			2210	16575	
	113085	16400	41000	8360	47325	
Mar 393417	3850				3850	
	116935	16410	41001	8360	51175	
May 543321	1425			1425		
	118410	16400	41000	9835	51175	
June 692593	1475			1475		
2896	2950		2950			
	4425					
	122835	16400	43950	11310	51175	
July 192483	3250		3250			
2484	5613			5613		
	8863		3250	5613		
	131698	16400	47200	16923	51175	
Aug 891350	3325		3325			
352	3325			3325		
355	499	499				
356	2494				2494	
608	1663				1663	
609	3325			3325		
1375	856	856				
1376	3425			3425		
1489	3425		3425			
1772	3425			3425		
2510	1713		1713			
3005	1713		1713			
3106	1713		1713			
	36001	1355	11654	13700	4152	
	162599	17755	59089	30423	55332	

0007-SWP-0051501

Sales Expense - Carbonate - RX 18

National Lead Processing

Year	Total	Acme	Martin Senour	Lowe Bros.	John Lucas	W.M. Lawrence
1960	$					

0007-SWP-0051502

Sales Expense - Red Lead in Oil - RX 19

National Lead Products

1948-49 Ref.	Total	Acme	Martin Senour	Lowe Bros.	John Lucas	W.W. Lawrence

0007-SWP-0051503



0007-SWP-0051504

Sales Expense - Red Lead

National Lead Processing

1948-49 Ref.	Total	Acme	Martin Senour	Love Bros.	John Lucas	W.W. Lawrence

0007-SWP-0051505

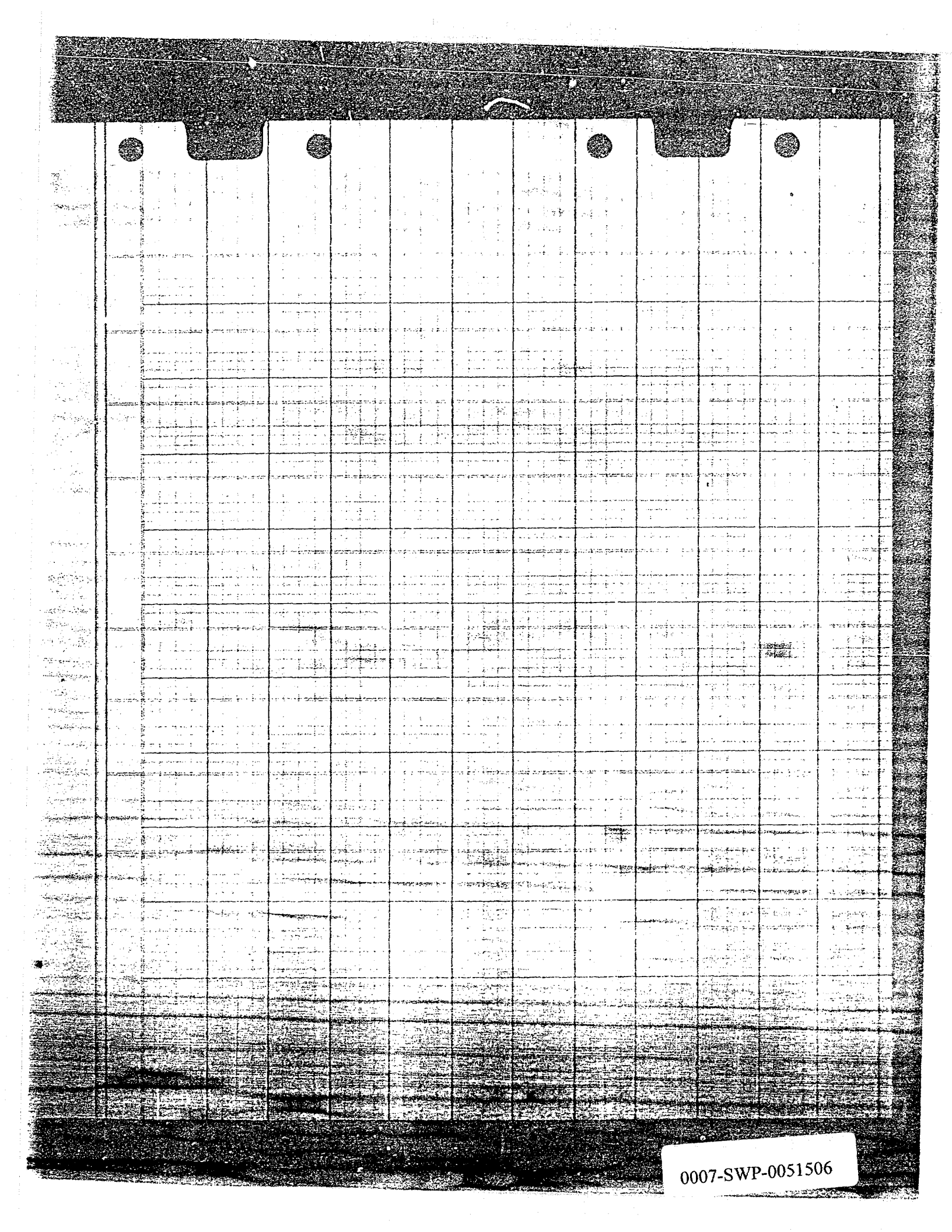

0007-SWP-0051506

Sales Expense - Litharge

National Lead Processing

1948-49 Ref.	Total	Lome	Martin Senour	Lowe Bros.	John Luons	W.M. Lawrence

0007-SWP-0051507



0007-SWP-0051508

1918-19 Ref.
Reg. 9207

Register - Sundries
Oxide Red Lead -
October 1918 - 95726.
36697# - 13.662.

Reg. 9242
Conversion charge
on 9770 Red Lead -
40,000 - 2.56 -
400 Kegs @ .12

1918-19 Ref.

501354

102400
4810
608214
608554

0007-SWP-005509

Pulp Lead

Lead Products Manufacturing
Mineral Spirits

Pounds Value

National Lead CHICAGO

Pulp Land

Material Lead CHICAGO

Lead Product Manufacturing

Date	Ref.	Total Value	Total Pounds	Pounds Carbonate	Pounds Lead	Lead Value	Oil Content Lbs.	% Oil Content	Value Oil Content	Differential	Package Addition
		549.09	30000	25539			4461	14.87		549.09	
		717.30	50000	42665			7335	14.67		717.30	
		556.38	30000	25878			4122	13.74		556.38	
		555.09	30000	25818			4182	13.94		555.09	
		558.38	30000	25971			4029	13.43		558.38	
		461.50	25000	21465			3535	14.14		461.50	
		554.64	30000	25797			4203	14.01		554.64	
		555.86	30000	25864			4146	13.82		555.86	
		570.23	30000	25662			4338	14.46		570.23	
	R-54172	53.36	(276)	(2482)			(314)	29.45		(53.36)	
		66.35	(348)	(3086)			(342)	22.42		66.35	
	10899	72.51	-							72.51	
		1406.27	68687	61143			7544	22.25		1406.29	
		1581.02	77270	68740			8550	22.31		1581.02	
		154.78								154.78	
		86.39	420							86.39	
		7443.84			299771	5817437	55739		1566447		285.00
					299771	5817437	55739		1566447	8774.56	285.00
	81638.70	4241.03	368764	299771	5817437	55739			1566447	8774.56	285.00
Oct	2851	1524.97	76287	66303			7984	23.86		1524.97	
	10426	591.12	30000	25701			4299	14.33		591.12	
		592.99	30000	25782			4218	14.06		592.99	
		983.83	50000	42775			7225	14.45		983.83	
	Indemnity	120.00									120.00 Indemnity Lead
		72									72
	7844	3273.12		160561	190538	2532437	25726		724275		165.00
		3614.31	186287	160561	190538	2532437	25726		724275	3614.31	285.28
		117182.71	6109.90	5295.25	4305.97	83518.74	81465		2290722	12187.47	569.28
Nov	1528	120.00									120.00 Shippers
	11.21	592.23	30000	25749			4251	14.19		592.23	
		1438.58	70638	62547			8091	22.61		1438.58	
	18.1125	72									72 Shippers
	TRANS	1895.43			71786	1543399	12342		348044		45.00
					71786	1543399	12342		348044	2030.81	45.00
		140292.23	7162.5	617821	552285	9895273	93807		2638766	14218.28	733.56
Dec	R-12467	1484.42	73453	64540			8913	23.13		1484.42	
	851231	48									48 Shippers
	TRANS	1397.71			52472	1128148	8913		269423		
		1397.71	73453	64540	52472	1128148	8913		269423	1684.42	(48)
		155751.88	7850.81	689361	5547.67	110234.21	102720		2908189	157027.0	733.08
Jan	28.1251	120.00									120.00 - Shippers
		165871.88	7850.81	689361	5547.67	110234.21	102720		2908189	157027.0	853.08
Feb	AE 2422	120.00									120.00 - Shippers
	R-21432	341.53	167.23	144849			1874	22.42		341.53	
	C.M. No.	1415.26	69.50	61533			7970	22.62	226616	1415.26	
	TRANS	1611.746			68099	1336129	98644		226616	1756.79	120.00
		173846.18	8717.07	755743	614864	12358559	112564		3134805	174547	973.08

0007-SWP-0051512

Pulp Load

Lead Product Manufacturing — National Lead CHICAGO

Mineral Spirits

Pounds	Value	DRUMS	T/C
		58	
		58	
		60	
		60	
		60	
		50	
		58	
		58	
		58	
		[illegible]	T/C
		[illegible]	T/C
		[illegible]	T/C

Pulp Lead

National Lead CHICAGO — Lead Products Manufacturing

Date-Ref.	Total Value	Total Pounds	Pounds Carbonate	Pounds Lead	Lead Value	Oil Content Lbs.	% Oil Content	Value Oil Content	Differential	Package Addition
1/14 AB 3202	12000									12000 Shippers
	17398612	871307	758743	616866	12358550	112564		3184805	1745949	109308
1/24 AB-4308	4000									4000 Shippers
	17402612	871307	758743	616866	12368560	112564		3184805	1745949	113308
1/14 AB-3202	4000									4000 Shippers
5/2972	29773									29773 Cleaning Tk
5/1/41	103							Cartage on 2" Drums		103
	757							" 105 "		757
	34633									34633
1/24 AB	17439245	871307	758743	616866	12358550	112564		3184805	1745949	1879441
1/24 AB	324							Cartage on 45 Drums		324
	17437569	871307	758743	616866	12358550	112564		3184805	1745949	148265
Aug Transit	44784									44784
	17482353	871307	758743	616866	12358550	112564		3184805	1745949	193049

0007-SWP-0051514

Pulp Land

National Land & Timber Co.

Land Product Manufacturing

Pounds Value

Wheat Spirits

0007-SWP-0051515

Pulp Lead

Lead Product Manufacturing

Location Lead CHICAGO

Total Value	Total Pounds	Pounds Carbonate	Pounds Lead	Lead Value	Oil Content Lbs.	% Oil Content	Value Oil Content	Differential	Packing Additives
1945-49									

0007-SWP-0051516

Pulp Lead

Lead Products Manufacturing

National Lead CHICAGO

Pounds	Value

Pulp Land

Load Product Manufacturing

Rate at Load CHICAGO

Total Value	Total Pounds	Pounds Carbonate	Pounds Load	Land Value	Oil Content Lbs.	% Oil Content	Value Oil Content	Different Packing Material	Packing Addition

0007-SWP-0051518

Pulp Lead

National Lead

Lead Product Manufacturing

Pounds Value

0007-SWP-0051519

SOFT PASTE LEAD
RX 17

National Lead CHICAGO — Lead Products Manufacturing

Type	Date	Total Value	Total Pounds	Pounds Carbonate	Pounds Lead	Lead Value	Oil Content Lbs.	% Oil Content	Value Oil Content	Differential	Package Addition
		637	32	289			27	9%		621	
		154898	60000	53400			1013	9%	29174	122820	
		783	400	356			36	9%		765	
		125724	60000	53400			5400	9%		122820	
		980	500	445			45	7%		957	
		283944	60000	53400			5400	7%	158220	122820	
		9930	163							9463	
	TRANS	296142			13130	2543922	9897		2781.06		146613
		353579	181225	161290	13130	2543922	16310		465500	370946	146613
		165634	65000	31150			3150	9%	92295	71645	
	TRANS	512355			2532.5	491305	3150		92295	71645	21050
		4213959	2162275	1924440	156455	3052227	19460		557795	442611	167665
		4191	2000	1780			180	9%		4094	
		210	100	89			9	9%		205	
		419	200	178			18	9%		409	
		840	400	356			36	7%		819	
		62970	30000	26700			2700	7%		61410	
		62970	30000	26700			2700	7%		61410	
		52	25	22.25			2.25	9%		51	
	TRANS	166424			45386	905789	5645		160207		29418
		5810835	2789850	2482645	201841	4011026	25105		718002	571008	197081
		2099	1000	890			90	9%		2047	
		670	100	91			9	9%		209	
		5978	2800	2492			252	9%		5732	
		1050	500	445			45	9%		1024	
	TRANS	83298			3185	68478	396		11970		2850
		5603830	2833350	2521830	205026	4079504	25501		729972	580021	200392
		4198	2000	1780			180	9%		4094	
		184	100							123	61
	TRANS	39090			1541	33132	180		5058		900
		5647302	2854450	2539963	206567	4112636	25681		735030	584238	201353
		210	100	89			9	9%		205	
	TRANS	(1901)			(72)	(1548)	(9)		(253)		(100)
		5645191	2853500	2538874	206495	4111088	25672		734777	584033	201253
		1674	800	712			72	9%		1638	
		210	100	89			9	9%		205	
		3032	1450	1290			131	9%		2967	
	TRANS	32872			1700	25500			5957		1415
		5682979	2877700	2559765	208195	4136588	25884		740734	588843	202668

0007-SWP-0051520

Lead Product Manufacturing — SOFT ~~PASTE~~ LEAD — National Lead CHICAGO

RUN

Pounds	Value		12½	25	50	100	
7	16	2.25	2	4	2	1	
1200	2904	2.42		600	400	250	
8	18	2.25		12	2		
1200	2904	2.42		600	400	250	
10	23	2.25		4	4	2	
1200	2904	2.42		600	400	250	PROCESSING INCREASE 10TO - @
3625	8769						
3625	8769						
700	1694	2.42		240	100	240	
700	1617						
4325	10463						
40	97	2.42		60	10		
2	05	2.42			2		
4	10	2.42				2	
8	21	2.60		4	2	2	
600	1560	2.60				300	
600	1560	2.60				300	
2450	1096	2.60	2				
12545	3254						
5579.5	13717						
20	52	2.60		40			
56	146	2.60		12	10	20	
10	26	2.60				5	
86	224						
5665.5	13941						
40	104	2.60				20	
40	104						
5705.5	14045						
2	05	2.60		4			
(2)	(05)						
5703.5	14040						
16	36			12		5	
2	05	2.25		4			
29	65	2.25		10		12	
47	106						
5750.5	14146						

0007-SWP-0051521

SOFT PASTE LEAD
RX17

Lead Product Manufacturing

Year—Month	Total Value	Total Pounds	Pounds Carbonate	Pounds Lead	Lead Value	Oil Content Lbs.	% Oil Content	Value Oil Content	Differential	Package Addition
June 41195	330									330 - 5# Tin - 2nd
TRANS	462104	31550	28080	22829	273948	2840	9%	79804	92664	14270
	41934	2540	2303	1839	22045	2340		79804	92664	14630
	6145413	319250	284045	231024	4410536	28724		820538	681507	217268
TRANS	323849	20000	17800	14472	202608	1800		50400	58710	11300
	6469362	339250	301845	245496	4613144	30524		870938	740247	228568
	47700	15000	13350			1350	9%		44055	
	58111	19500	17355			1755	9%		57212	
	1942	1658	1476			149	9%		4871	
TRANS	505683			26163	391646			91437		22600
TRANS	864749	51542	45872	37294	561358	4639	9%	130356	151378	19440
TRANS "A"	(27388)									(27388)
	1451797	87760	78058	63457	953004	7893		221793	257576	14652
	7920059	426950	379898	308953	5566148	38417		1092731	999823	243220

0007-SWP-0051522

SOFT PASTE LEAD
RX17

Lead Product Manufacturing — National Lead CHICAGO

Market Spirits

Pounds	Value	12½	25	50	100
630	1418 225		6	4	310
630	1418				
6380.5	15564				
356	801		80	60	150
6736.5	16365				
300	645 2.15				150
390	839. 2.15		100	60	140
33	71. 2.15				100 – 8342 Ruby Lead
1031	2217				432
1754	3772				
8490.5	20397				

0007-SWP-0051523

Lead Products Manufacturing

Load CHICAGO

SOFT PASTE LEAD
12x17

Total Value	Total Pounds	Pounds Carbonate	Pounds Load	Lead Value	Oil Cake Lead Content Lbs.	% Oil Content	Value Oil Content	Difference Add/Less	Explain Addition

0007-SWP-0051524

SOFT PASTE LEAD
RX 17

Lead Product Manufacturing — National Lead CHICAGO

Item 21 Specific

Pounds	Value	12½	25	50	100

0007-SWP-0051525

Pulp Load

Lead Product Manufacturing

Total Load

Ref.	Total Value	Total Pounds	Pounds Carbonate	Pounds Lead	Lead Value	Oil Content Lbs.	% Oil Content	Value Oil Content	Differential	Package Addition

0007-SWP-0051526

Carbonate Manufacturing

Lead Product Manufacturing — National Lead CHICAGO

1918-19	Ref.	Total Value	Pounds Carbonate	Pounds Lead	Lead Value	Differential	Increase Addition		Bags Oz. Max
SEPT	2669875	21500	10000			21500			200/150
		64500	30000			64500			600/150
		43000	20000			43000			400/150
		10750	5000			10750			100/150
		64500	30000			64500			600/150
		64500	30000			64500			600/150
		43000	20000			43000			400/150
		64500	30000			64500			600/150
		64500	30000			64500			600/150
		43000	20000			43000			400/150
	R.91014	645	300			645			6/50
		21500	10000			21500			200/150
		21500	10000			21500			200/150
	R.11698	1500	-			1500	Processing increase		
	-	150000	-			150000	"		
	-	23000	10000			23000	"		200/150
	AB-9899	12795				12795	"		
	" 9900	2500				2500	"		
	TRANS	4024978		207561	4026683		38295		
		4652168	255300	207561	4026683	587190	38295		
OCT	REC 10112	46000	20000			46000			400/150
		69000	30000			69000			600/150
		11500	5000			11500			100/150
		57500	25000			57500			500/150
		23000	10000			23000			200/150
		57500	25000			57500			500/150
		46000	20000			46000			400/150
		69000	30000			69000			600/150
	TRANS	2627202		134147	2602452		24750		
		7658870	420300	341708	6629135	966690	63045		
Nov.	Rec 111171	46000	20000			46000			400/150
	-	46000	20000			46000			400/150
	-	23000	10000			23000			200/150
	TRANS	881487		40651	873997		7500		
		8655367	470300	382359	7503132	1081690	70545		
Jan.	Rec 11910	23000	10000			23000			200/150
	Rec 11283	115	50			115			1/50
	TRANS	177135		8171	175677		1508		
		8855667	480350	390530	7678809	1104805	72053		
Feb.	Rec 3625	23000	10000			23000			200/150
	AB-51275	11500	5000			11500			100/150
	TRANS	249890		12195	227640		2250		
						24500	2250		

0007-SWP-0051527

Carbonate Manufacturing

CHICAGO

Lead Product Manufacturing

	Total Pounds	Pounds Lead	Pounds Lead	Lead Value	Differential	Package Addition	BAGS
1934							
Mar 31	91200	57 350	402725	7906449	1139305	743 03	
Apr 5	46000	20000			46000		400/50
5	23000	10000			23000		200/50
Trans	34560		24390	341460		450	
							450
	95350	17525 350	427115	8247909	1208305	788 03	
June 6	11500	5000			11500		100/50
	9210	4000			9200		80/50
	34500	15000			34500		300/50
	23000	10000			23000		200/50
	23000	10000			23000		200/50
	46000	20000			46000		400/50
	23000	10000			23000		200/50
Trans	7330 56		60163	721956		111 00	
					1702200		11100
	104827.3	599350	487278	8969865	1378505	899 03	
July 6	16500	5000			16500		100/50
	16500	5000			16500		100/50
	66000	20000			66000		400/50
	16500	5000			16500		100/50
	33000	10000			33000		200/50
	66000	20000			66000		400/50
7982	16500	5000			16500		100/50
	33000	10000			33000		200/50
	49500	15000			49500		300/50
	16500	5000			16500		100/50
	95700	29000			95700		580/50
Trans	1485406		104878	1466056		193 50	
					4252200		1935
	1254937	728350	592156	1043592	1814205	1092 53	
1944	66000	20000			66000		400/50
	33000	10000			33000		200/50
	66000	20000			66000		400/50
	9900	3000			9900		60/50
1934	66000	20000			66000		400/50
	16500	5000			16500		100/50
	66000	20000			66000		400/50
	34460	10000			33000	1460-200-073	
	33000	10000			33000		200/50
	33000	10000			33000		200/50
1943	68920	20000			66000	2920-400-073	
	17230	5000			16500	730-100-073	
	34460	10000			33000	1460-200-073	
	17230	5000			16500	730-100-073	
1934	17230	5000			16500	730-100-073	
1944	34460	10000			33000	1460-200-073	
	34460	10000			33000	1460-200-073	
	34460	10000			33000	1460-200-073	

0007-SWP-0051528

Carbonate Manufacturing

Load Product Manufacturing

Log Sheet No.	Total Value	Pounds Carbonate	Pounds Feed	Load Value	Differential	Packing Addition
Beg. 1/1/39	330000	140000			330000	
	165000	50000			165000	1995
Trans 2 (130668)	495000	190000	177836	26539 64	495000	(130668)
Trans 3 (130669)	330000	118000	177836	26539 64	330000	1995
	1320000	498350	769392	13c 89285	1320000 oz	1105695

Load Product Manufacturing

Carbonate Manufacturing

Total Pounds Load Differen- Packing

Log Sheet No. Value Carbonate Feed Value tial Addition

Beg. 1/1/39 330000 140000

165000 50000

Trans 2 (130668) 495000 190000 177836 26539 64 495000 1995

Trans 3 (130669) 330000 118000 177836 26539 64 330000 (130668)

1320000 498350 769392 13c 89285 1320000 oz 1105695

Load Product Manufacturing

Carbonate Manufacturing

Total Pounds Load Differen- Packing

Log Sheet No. Value Carbonate Feed Value tial Addition

Beg. 1/1/39 330000 140000

165000 50000

Trans 2 (130668) 495000 190000 177836 26539 64 495000 1995

Trans 3 (130669) 330000 118000 177836 26539 64 330000 (130668)

1320000 498350 769392 13c 89285 1320000 oz 1105695

0007-SWP-0051529

Carbonate Manufacturing

Lead Product Mer Factories

CHICAGO

Year	Pounds Produced	Pounds Lead	Land Value	Difference - Proberg Addition	BAGS
1939					

0007-SWP-0051530

Litharge

Lead Product Manufacturing — National Lead – Chicago

1947-48 Ref.	Total Value	Pounds Litharge	Pounds Lead	Lead Value	Differential	Package Addition	N.L. Co. Drums	S.W.Co. Drums
July 7881	738	600			738		1-600	
TRANS	7924		566	7924				
	8662	600	566	7924	738			
Aug 8232	738	600			738			1-600
TRANS	8468		566	8348		120		1-120
	9206	600	566	8348	738	120		
	17868	1200	1132	16272	1476	120		

0007-SWP-0051531

Lithargo

Lead Product Manufacturing

Total Value	Pounds Litharge	Pounds Lead	Lead Value	Difference - Package Lead Addition

0007-SWP-0051532

National Lead Company - CHICAGO / MATERIAL - PIG LEAD

MO.	REF.	TOTAL	SMELTER	CONT.	L.C.	CAR NO.	QUANTITY	AMOUNT		
SEPT	INVTY	173907.06					1014047 ✓	173907.06	17.15	
	A/R 9186	780437	American Metal	L-163 ✓		CB+Q-294437	100021 ✓	19504.10	19.50	
	-	-	" "	L-163 ✓		SOO-43560	100076 ✓	19514.82	"	
	-	-	" "	L-163 ✓		CP-242285	100089 ✓	19515.33	"	
	-	-	" "	L-163 ✓		CP-245654	100076 ✓	19503.22	"	
	" 9198	3902750	" "	L-163 ✓		CP-253636	104093 ✓	20294.14	"	
	-	-	" "	L-163 ✓		CP-184211	96048 ✓	18729.36	"	
	" 9338	3902086	ANACONDA	L-3657 ✓		SOO-136170	100055 ✓	19410.67	19.40	
	-	-	U.S. SMELTING	L-6802 ✓		SAL-22036	100052 ✓	19610.19	19.60	PAID ON 9/30
	- 8524	3903048	AMER. METAL	L-163 ✓		CP-244948	100163 ✓	19512.39	19.50	
	-	-	" "	L-163 ✓		CP-244059	100093 ✓	19518.14	19.50	
	" 9757	100.06	ANACONDA	L-3657 ✓		-	-	100.06	10¢ CWT	✓
	-	1951346	U.S. SMELTING	L-6825 ✓		PA-565499	100169 ✓	19513.46	19.50	
	REC 91004	375		-		-	-	375	HANDLING CHARGE	
	9809 14	1961019	U.S. SMELTING	L-6802 ✓		SAL 22036	100052 ✓	19610.19	19.60	PAID ON 9/30
	GA 305	1393767					71466 ✓	13928.24	19.60	PAID ON 9/30
	1	-	-	-		-	-	875	HANDLING CHARGE	
	REC 9778	500	-	-		-	-	500		
	TRANS	(116688.80)					(638662)	(116688.80)		
		2384138					1304947	238413.81	18.27	
Oct.	Reg 10410	3901248	AMER. METAL	L-163 ✓		IC-321553	86002 ✓	15600.39	19.50	
	-	-	" "	L-163 ✓		CP-245685	120062 ✓	23412.69	"	
	1080383	2398071				GN	122978 ✓	23980.71	19.50	
	Reg 11766	3902497	AMER. METAL	L-163 ✓		NYC-195367	110093 ✓	21468.14	19.50	
	-	-	" "	L-163 ✓		CP-186574	90035 ✓	17556.83	19.50	
	" 10889	1951716	" "	L-189 ✓		CP-235176	100088 ✓	19517.16	19.50	
	101127	1960686	U.S. SMELTING	L-6849 ✓		PA 78438	100035 ✓	19606.86	19.60	
	2451	1960686	" "	"		" "	100035 ✓	19606.86	19.60	
	TRANS	(54098.13)					(390010)	(54098.13)		
		3051851.00					1638195 ✓	305851.00	18.67	
Nov.	Reg 11896	6454580	AMER. METAL	L-163 ✓		CP-244564	100068 ✓	21514.62	21.50	
	-	-	" "	L-189 ✓		CP-240238	100057 ✓	21512.26	21.50	
	-	-	" "	L-163 ✓		CP-242310	100088 ✓	21519.92	21.50	
	TRANS	(3012701)					(157823)	(3012701)		
		3402699					1780585 ✓	340269.79	19.11	
Dec	Reg 12059	6453376	AMER. METAL	L-205 ✓		CP-246820	100025 ✓	21505.38	21.50	
	-	-	" "	L-205 ✓		BMO-265115	100038 ✓	21508.17	"	
	-	-	" "	L-189 ✓		CP-253205	100094 ✓	21520.21	"	
	Reg. 12333	4301785	" "	L-163 ✓		CP-253614	100029 ✓	21506.24	"	
	-	-	" "	L-163 ✓		CP-242214	100054 ✓	21511.61	"	
	REG 12524	215096	" "	L-205 ✓		CP-241035	100044 ✓	21509.46	"	
	" 12605	215203	" "	L-163 ✓		CP-251061	100085 ✓	21520.43	"	

0007-SWP-0051533

CHICAGO — PIG LEAD

Dec 28/27	43000000	Purchased From our stock			2000000	43000000		21.50		
Dec 29/27	6454279	Amer Metal	L-163	CP-247392	100080	2151720		21.50		
"	"	"	L-163	ACF 57286	80042	1721878		"	1/10	
"	"	"	L-163	CP-246428	120037	2580581				
					(3841)	(82603)				
	TRANS (895037)				(55657)	(895037)				
					(10579)	(225816.63)				
	11844371				725506	11644371		16.05		
Jan 1/28	6453527	Amer Metal	L-211	CP-122216	90048	1936032		21.50		
"	"	"	L-211	CP-247003	110037	2366656		21.50		
"	"	"	L-206	NYC-199305	100039	2150839		21.50		
	2406 HT80000					HT80000	To adjust Invoice			
	2150344	Amer Metal	L-206	CP-249562	100016	2150344		21.50		
	HT1880000					(1880000)	TO ADJUST CR 192495			
								20.56		
	TRANS (203817)				(9712)	(203817)				
	22944425				1115974	22944425		20.56		
Feb 1/28	(1275275)				(62037)	(1275275)				
	21669150				1052937	21669150		20.56		
Mar	TRANS (227640)				(12195)	(227640)	PROD			
	TRANS (3731726)					(3731726)	RES			
					(12195)	(3959366)				
	172097284				1041752	172097284		1900		
	TRANS (25500)				(1700)	(25500)	PROD			
	TRANS (2083504)					(2083504)	RES			
					(1700)	(2109004)				
	15600780				1040052	15600780		15.00		
MAY	TRANS (34460)				(24390)	(341460)	PROD			
	TRANS (3071376)					(3071376)	RES			
						(3412836)				
	12187944				1015662	12187944		12.00		
June 1/28	1105965	Amer Metal	L-206	CP-185947	90052	1080624		12.00 - Evans Lead.		
"	"	"	"	"		85341		Rec'd.		
	1351347	"	"	CP-237763	110032	1320384		12.00 - Evans Lead.		
						30963		Rec'd.		
	1331387				110032	1331387	Evans Lead - 12.11			
	1089629				90052	1089629	"	"	"	
	3241126				270655	3241126	"	"	"	
	(784956)				(60618)	(784956)	PROD			
	(9030)					(9030)	RES			
	(3993816)				(330818)	(3993816)		12.00		
	8194128				682844	8194128		12.00		
July 1/28	7294219	Chicago Stock			602820	7294219		12.10 Evans Lead Correct 190102		
"	3299126	"	"		273655	3299126		12.10 " " "		
	(1439880)				(108444)	(1439880)	PROD			
	85737					85737	CUT			
	(4356117)				(359761)	(4356117)				
	35179				2917	35179		12.50		

0007-SWP-0051534

National Lead Processing Chicago — Raw Material Pig Lead

1947-48 Ref.	Total	Shipper	Cont. No.	Car No.	Quantity	Value
Rec'd 8607	2426838	Amer. Metal	L-206	ICR 237988	100062	13570 41 - 13562
						106316 - 21 5 [illegible]
		Amer. Metal	L-206	ICR 237716	100050	13568 75 - 13562
						106282 - 21 5 [illegible]
TRANS	(3053358)				(203965)	(3053358) PROD
	223059					223059 RES
	96239				(38073)	96239
	3681031				2433741 ✓	3681031 15-125

3 (10-)

0007-SWP-0051535

National Lead Processing — Raw Material

Shipper	Cont. No.	Car No.	Quantity	Value
Total				

0007-SWP-0051536

CHICAGO LINSEED OIL

SEPT	INVTY	57509.18				204654 ✓	57509.18		28.10
	951541	3145.44.00	CLEVE. CO.		SNPX 9828	62000 ✓	1742200		28.10
	—	—	—		NATX 3331	62000 ✓	1742200		28.10
	GA2063	14207	CHGO BW-103			502	14207		28.30
	GA 2064	11433	" " "			404	11433		28.30
	GA 2095	594118	BW 103 - CHGO			21143	594118		28.10
	TRANS	(1844453)				(68630)	(1844453)		
		1371369				99127	10719.69		
		6822287				242786	6822287		28.10
		6822287				242786	6822287		
OCT	REG 10593	586000	H.A.C. LINSEED OIL	GRINDERS OIL		20000 ✓	586000		27.30
	108214	3032283	BW 103 - CHGO			10793	3032283		28.10
		7242775				257726	7242775		28.10
	TRANS	(941558)				(33519)	(941558)		
		6380729				226267 ✓	6380729		28.20
NOV	GA2362	286114	BW 103 - CHGO			10182	286114		28.10
	TRANS	(508251)				(17987)	(508251)		
		(194365)				(6916)	(194365)		
		5586364				198098 ✓	5586364		28.20
DEC	GA2448	2752477	BW 103 CHGO			105507	2752477		28.10
	TRANS	(281393)				(9309)	(281393)		30.23
		(176670)				(6816)	(176670)		27.17
		5009724				178282	5009724		28.10
JAN	TRANS	(5058)				(180)	(5058)		
		5004666				178102 ✓	5004666		28.10
FEB.	C.R.B. 3802	3515872	NAT'L LEAD.		GRH4-768	63640	1788254		28.10
	—	—	—		GATX-2051	61480	1727588		28.10
	94214	281478	BW-103. CHGO.			10017	281478		28.10
	" 2117	67918	" " "			2417	67915		28.10
	TRANS	(276363)				(9835)	(276363)		
		(41631)				(14758)	(414831)		
		863025				30713 ✓	863035		28.10
APR	TRANS.	(5959)				(212)	(5957)		
		857078				30501 ✓	857078		28.10 ✓
June	690361	—	Acme Grinders Oil			—	9.59		Returned Empties
	A-11244	514099	Cleve. L.O.			15295	514099		Pct. to Cleve L.O.
		(77049)				(2754)	(77049)		
		342029				12206 ✓	342029		
July	792812	28128	Acme			10076	282128	28.00	
		59901				2130 ✓	59901	28.10	
Aug.	JR	31536	Acc't Payable G - Nat'l Lead			1124	31536		
	TRANS.	(91437)				(3254)	(91437)		
		(59901)				(2130)	(59901)		
		—o—				—o—	—o—		

0007-SWP-0051537

LINSEED OIL

CHICAGO

0007-SWP-0051538

1948-49 Acct.

SEPT INVTY PACKAGES - SOFTPASTE

BODIES & COVERS

4244 - 12½ @ 211.28 M
16874 - 25 @ 232.28 M
3143 - 50 @ 325.46 M
453 - 100 @ 111.21 M
19339 - 50 BAGS @ 67.10 M

Sept A-9833 FROM ST. LOUIS. - 100 #
Kegs & Covers. - 981. 403.28

Oct. A-10869 FROM ST. LOUIS. - 100 #
Kegs & Covers - 1000. 403.28
Req. 101103 Fwd. no. 981 - 100 # Kegs.

NOV REC'D 11193 FRT ON 1000 - 100 # KEGS.

Acct. Rec. #242 Frt. on 2599 100 # Kegs.
& covers from John
T. Lewis & Bros.

A-19686 Transferred From John
T. Lewis - 2599 - 100 #
A. Kegs. - 372.50 M.
TRANS TO CLEAR ACCOUNT TO Rx 17+18

89.88		
3721.18		
1023.55		
50.29		
1297.65		
6382.55		
	JAN. TRANS.	Rx-17 & Rx-18
395.43		
677798	FEB -	1,100# COVER SHIPPED FOR U. ARCHIBALD - S.W. CLEVELAND
403.09	TRANS	Rx 17
97.85		
7278.92	MAR. TRANS.	Rx-18
35.07	Apr. 492492	Market Location 12.50 # Kegs
731399.	TRANS	Rx-17
198.71		
	MAY TRANS.	Rx-19
968.13	JUNE TRANS.	Rx-17 & Rx 18
404.56		
1571.40	July TRANS.	Rx 17 & 18
8885.39	Aug TRANS.	Rx 17 & 18

5671.47

1948-49 Acct.

SEPT. TRANS. Rx 17 & 18

Oct TRANS. " "

NOV. TRANS. " "

DEC. TRANS. "

JAN. TRANS. Rx-17 & Rx-18

FEB - 1,100# COVER SHIPPED FOR U. ARCHIBALD - S.W. CLEVELAND

TRANS Rx 17

MAR. TRANS. Rx-18

Apr. 492492 Market Location 12.50 # Kegs

TRANS Rx-17

MAY TRANS. Rx-19

JUNE TRANS. Rx-17 & Rx 18

July TRANS. Rx 17 & 18

Aug TRANS. Rx 17 & 18

0007-SWP-0051539

CHICAGO

0007-SWP-0051540

0007-SWP-0051541

CHICAGO

0007-SWP-0051542

CHICAGO

89

SEPT INVTY 11047 OIL BULK DRUMS @ 1.00 ea — 1104.00
480442 62 DRUMS CLEVE PKG 07817 5.00 — 310.00
0801 66 " " " 07839 5.00 — 330.00
1236 68 " " " 07911 5.00 — 340.00
— 980.00
OCT 1080605 57 " " " 07930 5.00 — 2084.00
0746 48 " " " 07965 5.00 — 285.00
— 240.00
— 2609.00
NOV. 1180471 35 " CLEVE P.V. 07999 5.00 — 175.00
1543 255 " ACME 8701 5.00 — 1275.00
— 1450.00
— 4059.00
JAN. RR 1647 LOWE - M-79 - 176 @ 5.00 — 880.00
1730 " - M-1401 - 135 @ 5.00 — 675.00
2494 ACME - 8650 - 145 @ 5.00 — 725.00
— 2280.00
MAR 342110 CLEVE. - 08637 - 40 @ 5.00 — 6339.00
2970 ACME - 5738 - 50 @ 5.00 — 200.00
— 250.00
— 450.00
MAY 393691 CLEVE. - 8962 - 36 @ 5.00 — 6789.00
3682 " - 8748 - 1 @ 5.00 — 180.00
AB 512/4 LOWE - 122 @ 5.00 — 500.00
— 610.00
— 595.00
— 7584.00

AUG. MEMO DRUMS SHIPPED TO
SW. - KENSINGTON.
8/18. - 130
8/19. - 40
8/22 - 174
8/23 - 156 - NAIL LEAD
INVOICE 25689 - 8/25. - for
tot. - 32.64 - chgd to UK.TP
1236 CLEVE. - 09342 - 1 @ 5.00 — 5.00
1929 CH.90 - 370 @ 5.00 — 1850.00
JR. TRANS FROM ST. LOUIS MDSE PKG -
19065 - 263 @ 5.00 & 6 BW 108 - 6.00 — 1345.00
TRANS CLEAR ACCOUNT TO OUTSTANDING
RET. DRUM RESERVE — (4839.00)
— 5945.00

89

SEPT 781725 LOWE MAOS 6316 118 @ 5.00 — 590.00
1726 ACME AW 85-7699 / 4LC @ 5.00 — 2300.00
1943 CLEVE PKG 57-98 294 @ 5.00 — 1470.00
— 4360.00
Act. 1082757 Acme - AW-131-100 @ 5.00 — 500.00
2758 Lowe - LB-6396 - 58 @ 5.00 — 290.00
CA 2225 CLEVE PKG. 1500 245 60 @ 5.00 — 1225.00
— 2015.00
— 6375.00
NOV. 1182744 LOWE - LB-6396 - 57 @ 5.00 — 285.00
— 1160.00
DEC 1280791 CLEVE PKG - TRANSFER CA 1180471 13 @ 5.00 — 65.00
— 1510.00
JUNE VIA 308 CHICAGO - FOR CLNG. 343 @ 5.00 — 1715.00
— 3225.00

0007-SWP-0051543

CHICAGO

1948-49

0007-SWP-0051544

CHICAGO

8.2

8.9

0007-SWP-0051545

CHICAGO

0007-SWP-0051546

Merchandise Exchange Contract — Lead Products — CHICAGO

1948-49							1948-49		
SEPT	980665	CLEVE P&V	7812	63 DAYS	5275		SEPT TRANS	PULP LEAD	
	1353	" "	7839	66 "	5511				
					10786		OCT TRANS.	" "	
					10786				
OCT	1080272	CLEVE. P&V	7911	68	5037		NOV. TRANS.	" "	
	0606	" "	7943	58	5037				
	1112	" "	7936	57	4611		AUG TRANS. WITHARGE		
	REG 101126	W. W. LAWRENCE	INV 35567	18	1224		TRANS "A" TO CLEAR ACCOUNT TO PULPLEAD ACCT		
					10809				
					26995				
NOV.	1180658	Cleve P&V	07965	48	4277				
	1279	"	"	07999	35	1872			
					4149				
					33144				
DEC	1280207	DALLAS P&V	45765	44	1097				
	1721	CLEVE P&V	8241	79	2583				
					3680				
					36824				
JAN.	Reg 1647	Lowe Bros.	M-79	176	7354				
					44178				
APR.	490577	Cleve P&V	8637	107	5329				
					49507				
JUNE	691222	"	"	64125	3689				
					53196				
JULY	792963	CHICAGO - W.W. YOUNG			1545				
	30.	"	"	490060	2845				
					63786				
AUG	891904	Cleveland.	9347	11	373	10 R.L. 1 Bdle Rec'd			
	JR	TRANS FROM ST LOUIS - CLEANING							
		263 DRUMS @ 1.15			30245				
					94404				

0007-SWP-0051547

0007-SWP-0051548

Memorandum Passenger Freight

Mail Protective Cover

1937-47 Ref

1937-47 Ref

0007-SWP-0051550

Pulp Load

Land Product Manufacturing

Pounds Value

Wages Salaries

National Load

LOWE ROELOFFS

0007-SWP-0051551

PHILADELPHIA

SOFT PASTE LEAD IN OIL

RX17

Lead Product Manufacturing

Total Value	Fuel Pound	Pounds Carbonate	Pounds Lead	Lead Value	Oil Content Lbs.	% Oil Content	Value Oil Content	Difference Actual	Factory Addition

0007-SWP-0051552

Lead Product Manufacturing

Minutes Spirits

SOFT PASTE LEAD IN OIL

RX17

National Lead Co. Philadelphia Plant

Pounds	Value
12½	25
	50
	100

0007-SWP-0051553

PHILADELPHIA

SOFT PASTE LEAD IN OIL

Rail

Lead Product Manufacturing

Date	Total Pounds	Pounds Carbonate	Pounds Lead	Lead Value	Oil Content Lbs.	% Oil Content	Value Oil Content	Difference Trial	Package Addition
3-8-47									

0007-SWP-0051554