MARIETTA JOINT CEMENT PLANT
AIRBORNE ASBESTOS DUST SURVEY

Date Sampled: April 12, 1976

PLAINTIFF'S EXHIBIT

GP-2077

SGP 0021616

Marietta Plant
4-12-76
Special Sampling Airborne Asbestos

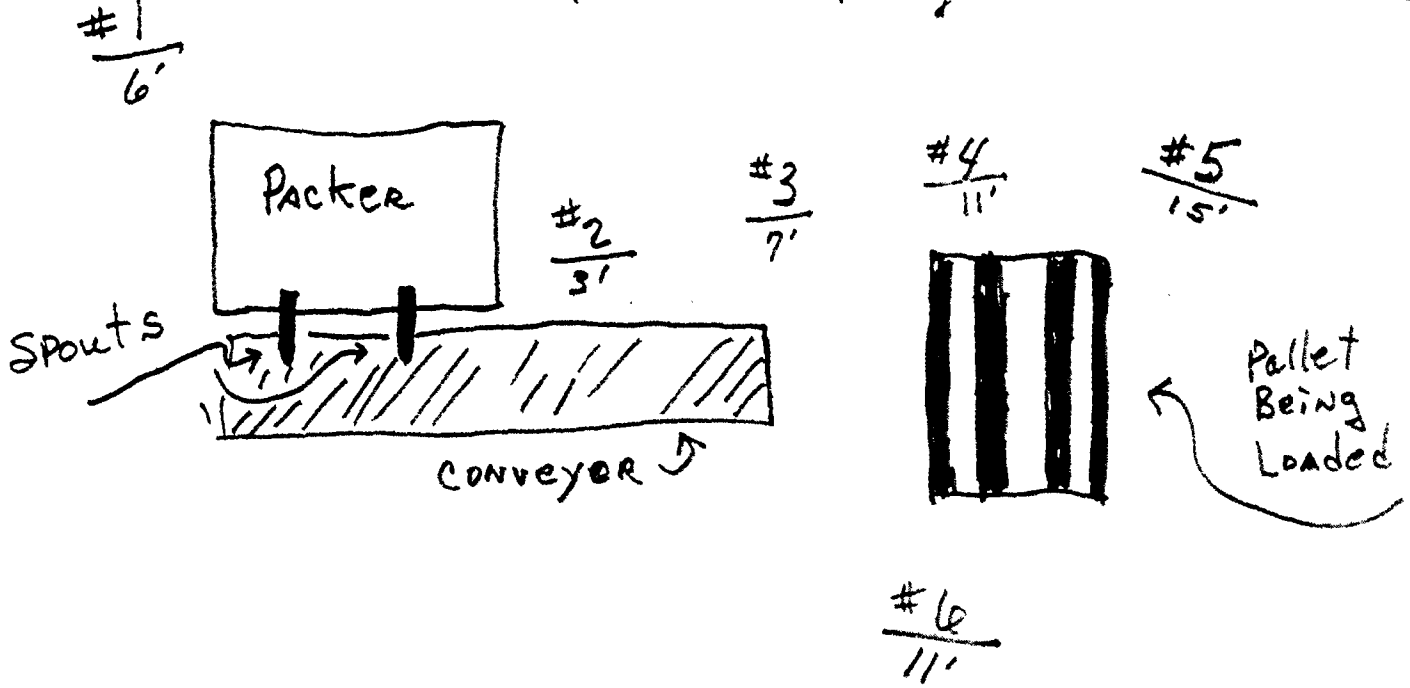

distance given would be to the nearest discharge spout.

SGP 0021617

Georgia-Pacific

intracompany memo

to	Mr. G. W. Green	location	Tigard
from	G. F. Fowler	location	Marietta
subject	Asbestos Sampling to Define Areas of Fiber Concentration	date	April 26, 1976

On 4-12-76 the Marietta plant was sampled to define areas. The samples taken were located where I thought the results would be most informative. Please note the attached drawing.

Again the recommended time for ceiling samples, 15 minutes, was used. Once the pumps were started a batch was dropped into the packer and was packed out.

The pumps were placed in areas which represent the highest levels of dust during this operation.

This concludes the special program suggested by Mr. Hurd for the Marietta Plant.

G. F. F.

GFF/gvp
att.
cc: Mr. J. R. Hurd
Mr. E. B. Hollingsworth
Mr. R. V. Favero

MARIETTA JOINT CEMENT PLANT
AIRBORNE ASBESTOS DUST SURVEY

Date Sampled: April 12, 1976

Name	Location or Job Title	Time Weighted Average Fiber/ml	Filter No.	Elapsed Time Mins.	Individual Count Fiber/ml.
Special Area 6' Test(Dry Material)	Backside of Packer - 72"	-	326	15	1.16
Special Area Test 3'	Side of Packer - 36"	-	325	15	2.20
Special Area Test 7'	Side of Conveyor	-	324	15	2.72
Special Area Test 11'	Dry Material Packer Area	-	327	15	3.61
Special Area Test 15'	Dry Material Packer Area	-	328	15	2.80
Special Area Test 11'	Dry Material Packer Area	-	308	15	2.03

AIRBORNE ASBESTOS FIBER SAMPLING

Plant Marietta Date 4-12-76

Name Sampling to define Area Fiber Concentrations Pump Serial No. See Below

Title Dry Material Packer Area Sampled by George Fowler

Signature

B-06.0422

Pump #	B-06-0388	B06 0305	B-080490	R-74-0799	↓	B06 0444
LOCATION	#1 - 72" Backside of Packer	#2. 36" Side of Packer	#3 Side of conveyor			
FILTER NO.	326	325	324	327	328	308
FLOW: Pump Setting	6	6	6	6	6	6
Liter/min (R)	1.7	1.8	1.70	1.9	1.7	1.75
TIME: On	2:45	2.45	2:45.10	2:45.10	2.45.15	2:45.15
Off	3:00	3:00	3:00.10	3:00.10	3.00.15	3:00.15
ELAPSED TIME (min) (t)	15	15	15	15	15	15
VOLUME, Liters (t x r)	25.5	27	25.5	28.5	25.5	26.3
REMARKS	Samples were taken during NORMAL Production Run of Triple duty. The Location of each Pump was [redacted], in the opinion of the tester, in the highest concentration of visible dust.					
CONCENTRATION (F) fibers/ml	1.16	2.20	2.72	3.61	2.80	2.03

Total Sample Time (T) _____ mins.

$$\text{Time Weight Av. Concentration} = \frac{(t_1F_1) + (t_2\ _2) + (t_3F_3) + \ldots}{T}$$

SGP 0021620

Date: 2-3-96

ASBESTOS FIBER COUNT WORKSHEET

SAMPLE NO. 3L8

ELAPSED TIME (t) 15 mins.

FLOW RATE 1.75 l/min

VOLUME (V) 26.3 liters

FIELD AREA (a) .00432 mm^2

BLANK COUNT (b) 0 fibers/field

FILTER AREA (A) 855 mm^2

AV. FIBER COUNT (f) .27 fibers/field

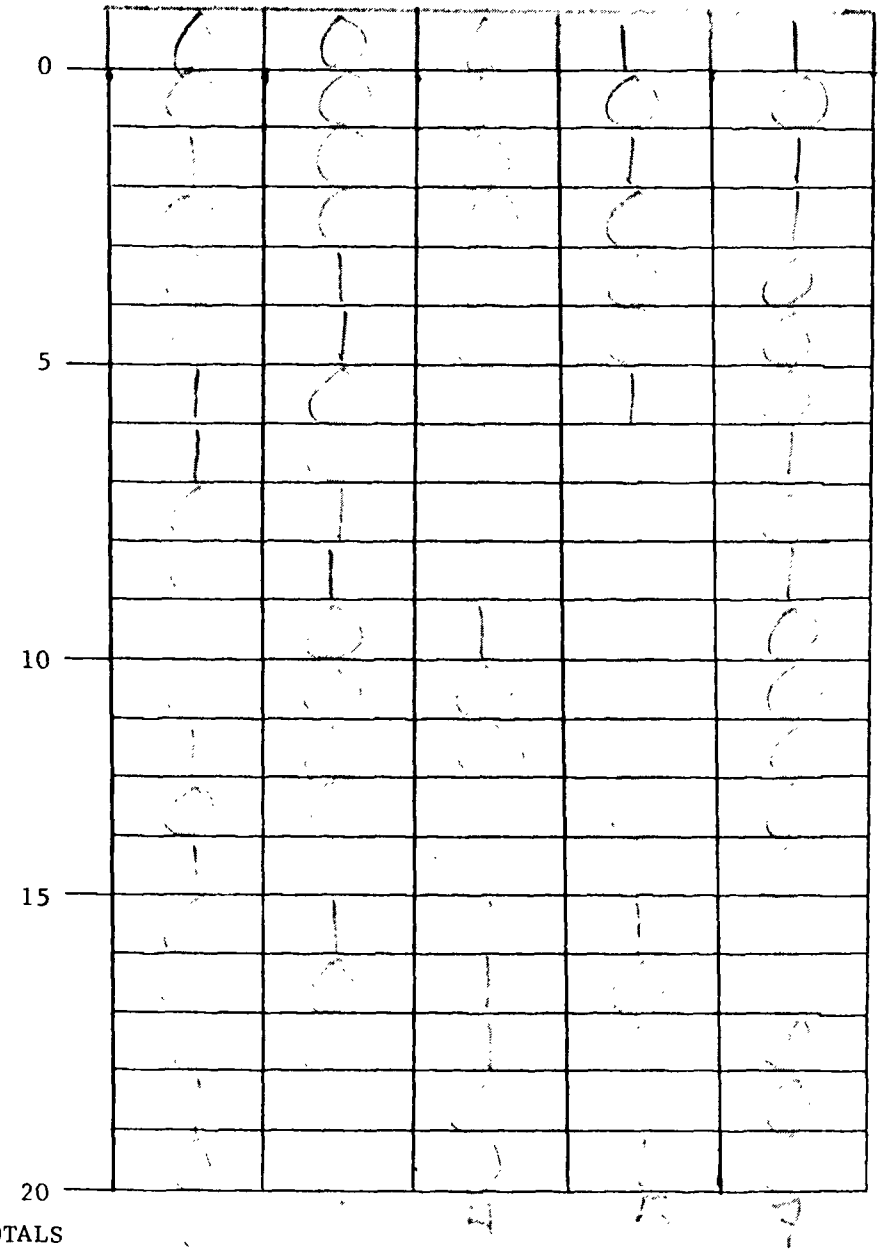

SUBTOTALS 4 5 7

TOTAL 27

Constant k = $\frac{A}{1000\ a}$ = 198

Fiber Concentration (F) = $\frac{k\ (f-b)}{V}$ = $\frac{198(.27-0)}{26.3}$ = 2.03

Date: 4-30-96

ASBESTOS FIBER COUNT WORKSHEET

SAMPLE NO. 30

ELAPSED TIME (t) 15 mins.

FLOW RATE 1.7 l/min

VOLUME (V) 25.5 liters

FIELD AREA (a) .00432 mm^2

BLANK COUNT (b) 0 fibers/field

FILTER AREA (A) 855 mm^2

AV. FIBER COUNT (f) .15 fibers/field

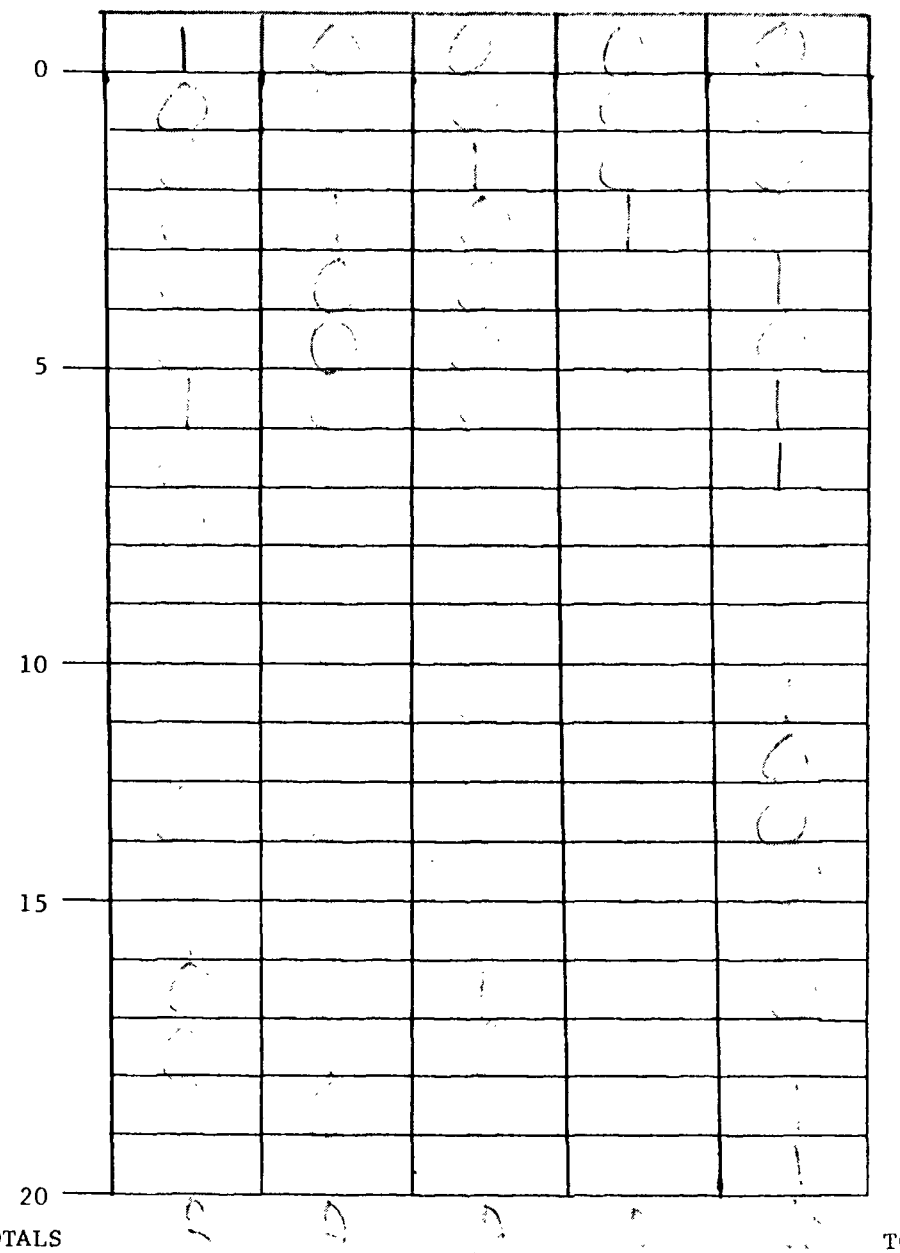

0	1	0	0	0	0
	0			0	
			1	0	
				1	
		0			1
		0			0
5	1				1
					1
10					
					0
					0
15					
20					
SUBTOTALS	5	0	0	0	0

TOTAL 5

Constant $k = \frac{A}{1000\ a} = 198$

Fiber Concentration $(F) = \frac{k\ (f-b)}{V} = \frac{198\ (.15-0)}{25.5} = 1.16$

SGP 0021622

Date: 4-30-76

ASBESTOS FIBER COUNT WORKSHEET

SAMPLE NO. 305

ELAPSED TIME (t) 15 mins.

FLOW RATE 1.8 l/min

VOLUME (V) 27 liters

FIELD AREA (a) .00432 mm^2

BLANK COUNT (b) 0 fibers/field

FILTER AREA (A) 855 mm^2

AV. FIBER COUNT (f) .30 fibers/field

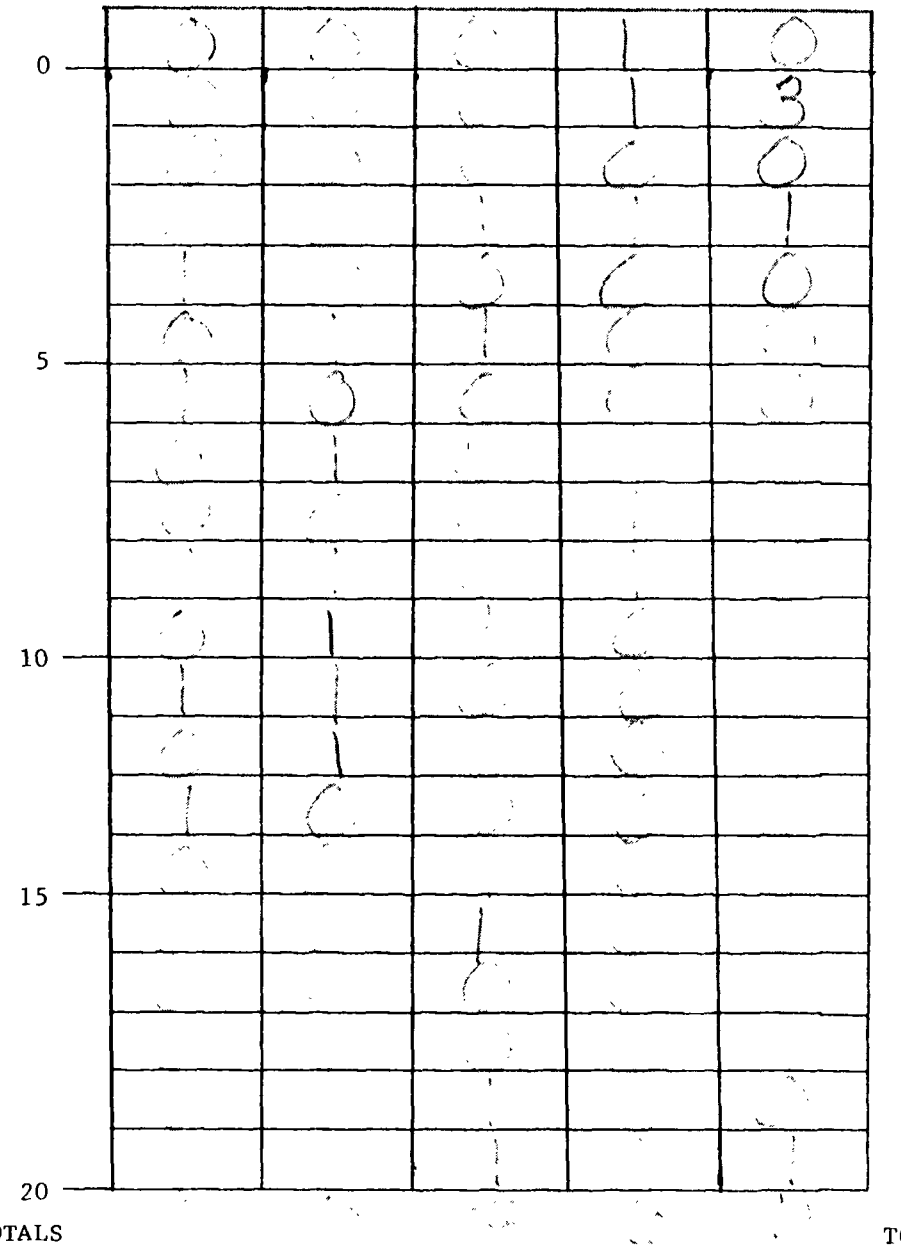

SUBTOTALS

TOTAL

Constant $k = \frac{A}{1000\ a} \approx 198$

Fiber Concentration $(F) = \frac{k\ (f-b)}{V} = \frac{198(.30-0)}{27} = 2.20$

SGP 0021623

Date: 4-30-96

ASBESTOS FIBER COUNT WORKSHEET

SAMPLE NO. 394

ELAPSED TIME (t) 15 mins.

FLOW RATE 1.70 l/min

VOLUME (V) 25.5 liters

FIELD AREA (a) .00432 mm^2

BLANK COUNT (b) 0 fibers/field

FILTER AREA (A) 855 mm^2

AV. FIBER COUNT (f) .35 fibers/field

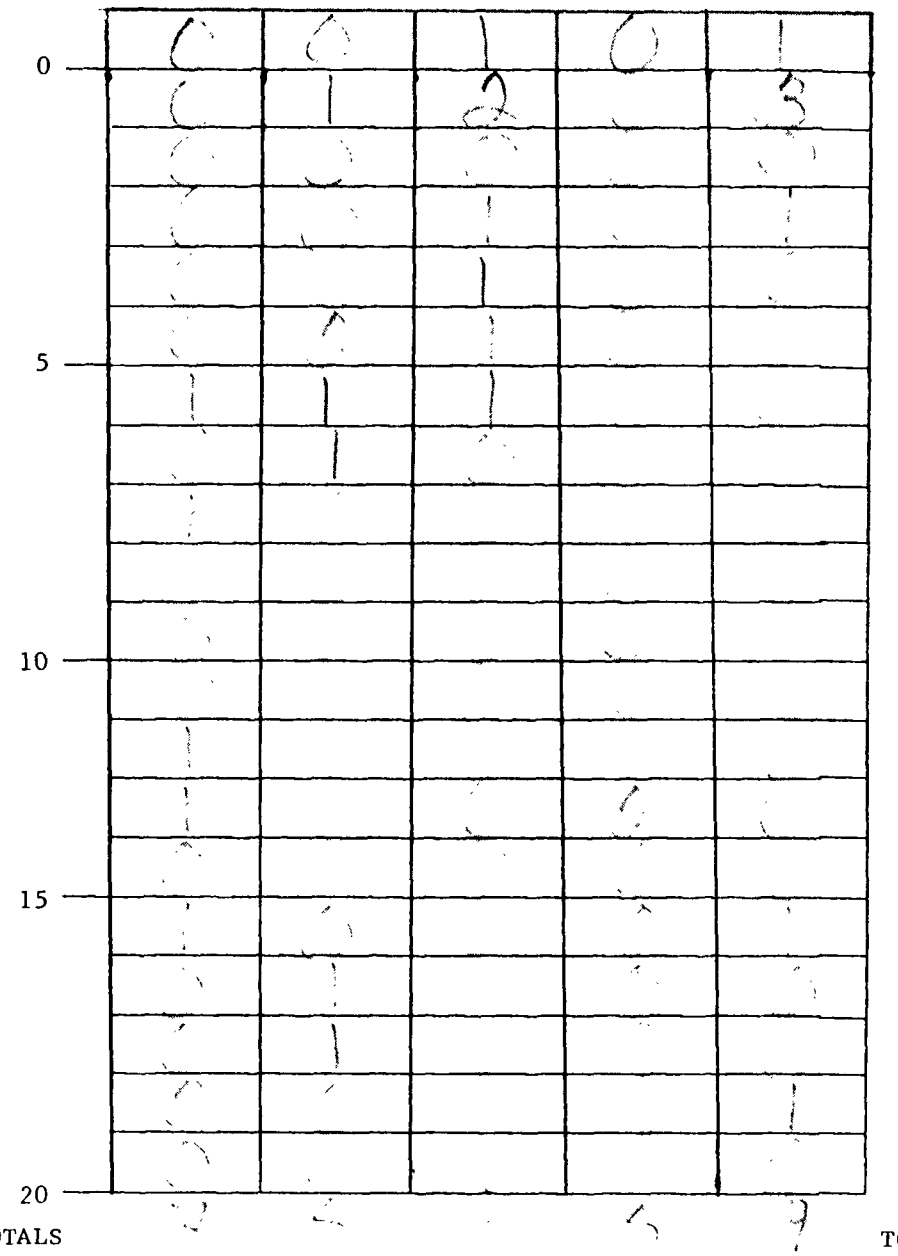

	0	0	1	0	1
0	0	1	2		3
	0	0	0		0
	0	0	1		1
	0		1		
	0	0	1		
5	1	1	1		
		1	0		
	1				
	0				
10					
	1				
	1		0	0	0
	0				
15	1	0		0	1
	0	1		0	0
	0	1			
	0	0			1
	0				
20					
SUBTOTALS	2	4		6	9

TOTAL 35

Constant $k = \frac{A}{1000\ a} = 198$

Fiber Concentration (F) $= \frac{k\ (f-b)}{V} = \frac{198(.35-0)}{25.5} = 2.72$

SGP 0021624

Date: 11-21-84

ASBESTOS FIBER COUNT WORKSHEET

SAMPLE NO. 304

ELAPSED TIME (t) 15 mins.

FLOW RATE 1.9 l/min

VOLUME (V) 28.5 liters

FIELD AREA (a) .00432 mm^2

BLANK COUNT (b) 0 fibers/field

FILTER AREA (A) 855 mm^2

AV. FIBER COUNT (f) .52 fibers/field

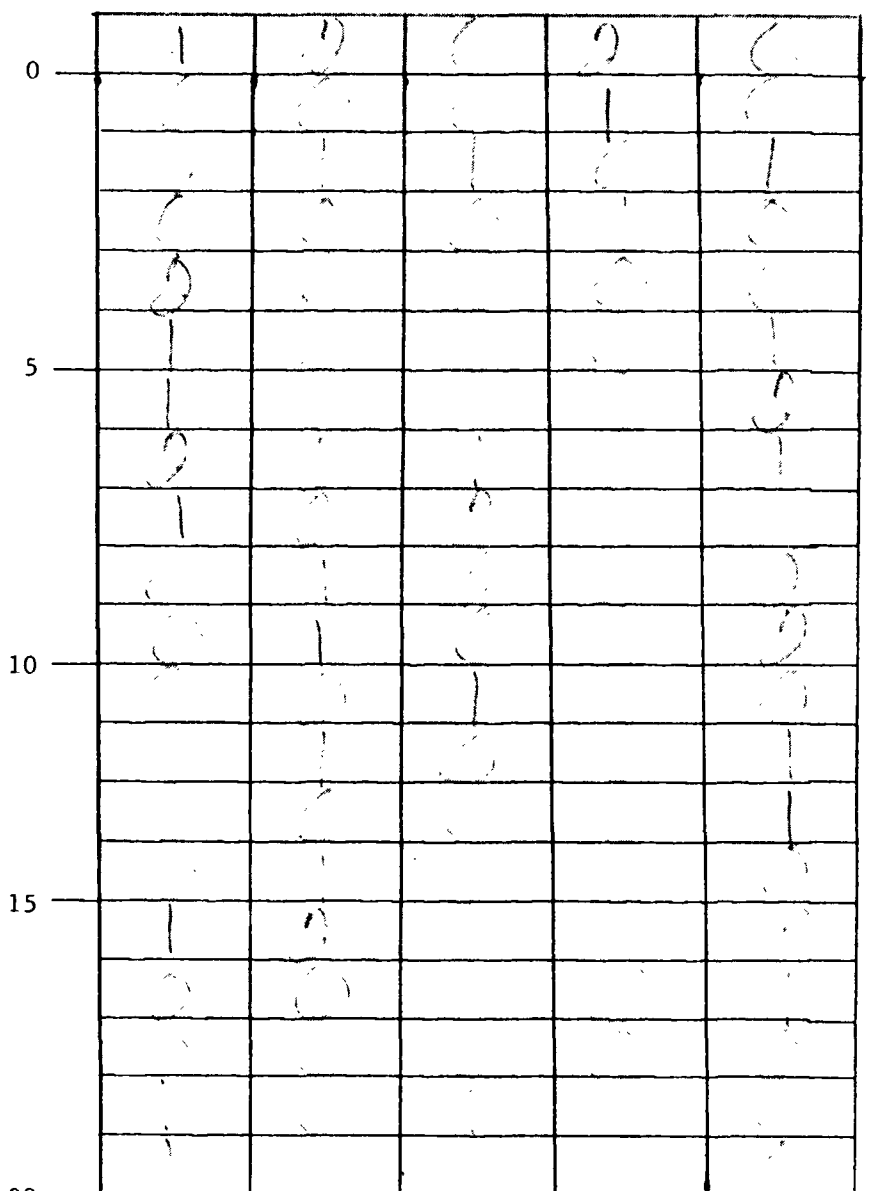

SUBTOTALS 11 11 8 6 16 TOTAL 52

Constant $k = \frac{A}{1000\ a} = 198$

Fiber Concentration $(F) = \frac{k\ (f-b)}{V} = \frac{198\ (.52-0)}{28.5} = 3.61$

SGP 0021625

Date: 4-30-76

ASBESTOS FIBER COUNT WORKSHEET

SAMPLE NO. 203

ELAPSED TIME (t) 15 mins.

FLOW RATE 1.7 l/min

VOLUME (V) 25.5 liters

FIELD AREA (a) .00432 mm^2

BLANK COUNT (b) 0 fibers/field

FILTER AREA (A) 855 mm^2

AV. FIBER COUNT (f) .36 fibers/field

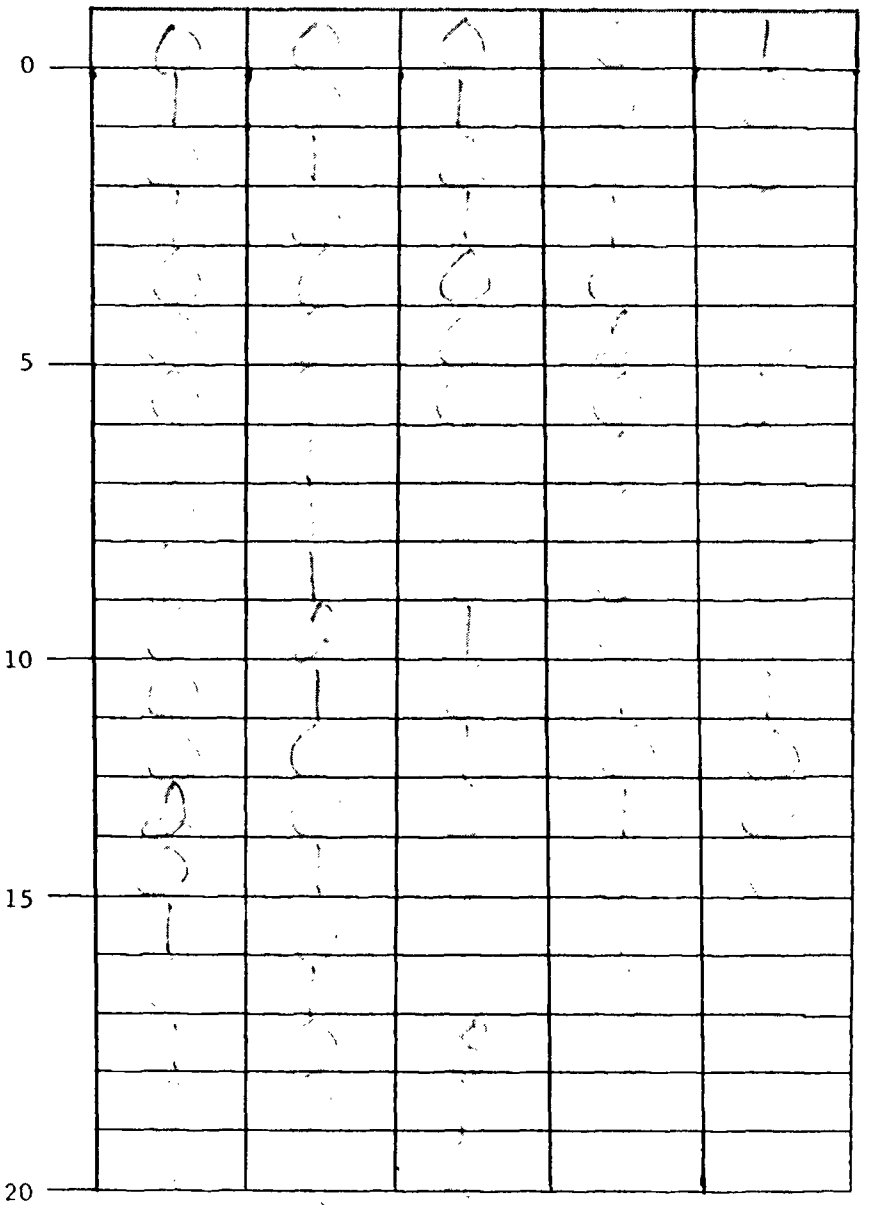

SUBTOTALS

TOTAL 36

Constant $k = \frac{A}{1000\ a} = 198$

Fiber Concentration $(F) = \frac{k\ (f-b)}{V} = \frac{198\ (.36-0)}{25.5} = 2.80$