NAPA American Brakeblok

THICK BLOKS and TAPERED BLOKS

Specifications Arranged by Width for Identifications.
Refer to Block Diagrams.



PATTERN No. 19



PATTERN No. 20 TAPERED

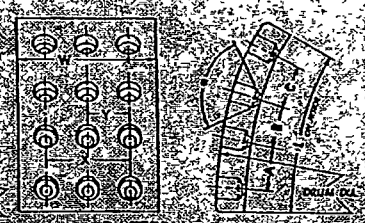

PATTERN No. 22

Pattern No.	Drum Diam.	W	W/2	X	Y	L	A	B	C	D	E	F	Counter-bore Angle	ABB-FMS Set No.
							8" Width							
19	17¼	8	—	5¾	2¾	9 3/16	6 1/32	—	—	—	—	—	82°	4543D
							10" Width							
20	16½	10	5	8½	4⅜	7 21/32	2.304	2.304	.977	—	—	—	150° ANC.	4552D
20	16½	10	5	8½	4⅜	7 7/16	2.304	2.304	.977	—	—	—	150° CAM.	
							6" Width							
22	17¼	6	—	—	4¾	8	2.062	2.062	2.062	—	—	—	150°	4153ED
22	17¼	6	—	4¾	2¾	8 21/32	2.199	2.199	2.199	—	—	—	150°	4614D



PATTERN No. 23

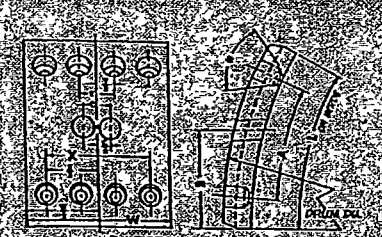

PATTERN No. 24

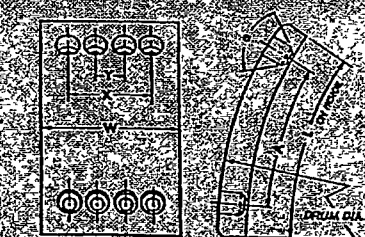

PATTERN No. 25

							10" Width							
23	14½	10	3	3	6 11/16	4.538	3⅛	5	—	—	—	—	82°	4592D
							10" Width							
24 (2 pcs.)	14½	10	7¾	3⅛	6 11/16	4.538	3	2⅜	—	—	—	—	82°	4592BD
25 (6 pcs.)	14½	10	7¾	3⅛	6 11/16	4.538	—	—	—	—	—	—	82°	
							10" Width							
25	16½	10	7¾	3	7 23/32	5½	—	—	—	—	—	—	82°	4542AD