Chicago Pump Company

Office and Works

2330 Wolfram Street - - CHICAGO, ILL.

Representatives in Principal Cities

Quality Centrifugal Pumps—{Condensation, Vacuum, Sump, Sewage, House Circulating, Fire

HORIZONTAL CONDENSATION PUMP AND RECEIVER

Horizontal condensation pumps and receivers are designed for capacities up to 150,000 sq. ft. of direct radiation and boiler pressures to suit any job. All units are mounted on one base and are assembled at the factory. Simple construction, quiet operation, and low operating costs are a few of the outstanding features.



"Sure Return" Condensation Pump

The "Sure Return" condensation pump and receiver is especially designed for low and medium capacities and boiler pressures up to 10 lbs. All parts are standard and interchangeable. Delivery can be made on this unit in 24 hours. Bulletin 131.



F. C. Condensation Pump

The F. C. or Float Controlled type condensation pump and receiver is designed for low, medium and high boiler pressures and capacities up to 150,000 GPM. Bulletin 129.

Horizontal Condensation Pump Capacities, Horsepower and Floor Space

Unit No.	Maximum Sq. Ft. Direct Radiation	Horsepower Motor	Approximate Floor Space Required Inches	Highest Water Level in Receiver from Floor Line Inches
H. 650	3,000	1/4	43x28	26
H. 651	6,000	1/2	43x30	26
H. 652	10,000	1/2	55x30	30
H. 653	15,000	3/4	57x32	30
H. 654	20,000	3/4	59x32	30
H. 655	25,000	1	59x32	35
H. 656	35,000	1	61x34	39
H. 657	50,000	1 1/2	65x36	41

VERTICAL CONDENSATION PUMP AND RECEIVER

The vertical condensation pump and receiver is designed particularly to collect the return from heating coils, etc., that come back below the floor level. No concrete pit is required, the unit being adaptable to ground installation, thus using a minimum of floor space. ASK for BULLETIN 133.

Unit No.	Maximum Sq. Ft. Direct Radiation	Lbs. Press. Pump will Disch. Against	Horsepower Motor Furnished	Capacity Pump in Gals. per Min.	Dia. Receiver, In.; also Floor Space
1650	3,000	10	1/2	5	24
1651	"	17	3/4	"	"
1652	"	22	1	"	"
1654	6,000	10	1/2	10	24
1655	"	17	3/4	"	"
1656	"	22	1	"	"
1658	10,000	10	1/2	15	24
1659	"	17	3/4	"	"
1660	"	22	1	"	"
1662	15,000	14	3/4	21	24
1663	"	18	1	"	"
1665	25,000	12	3/4	35	30
1666	"	16	1	"	"
1668	40,000	10	3/4	55	30
1669	"	14	1	"	"
1670	"	21	1 1/2	"	"



Vertical Condensation Pump

RETURN LINE VACUUM HEATING PUMP AND RECEIVER

The "Condo-Vac" return line vacuum pump and receiver for maintaining a vacuum on the return line of a heating system and collecting and returning the condensation to the boiler, is constructed with separate motors and individual automatic control. The entire outfit is mounted on one base. Units for capacities from 5000 to 6500 sq. ft. of direct radiation, low and high boiler pressures. Bulletin 137.



Return Line Vacuum Pump

ENGINEERING SERVICE

The cooperation and advice of skilled engineers will be gladly given to Engineers, Architects, and Contractors in the solution of their pump problems. Complete data are available in bulletins on all types of pumps.

The Nash Engineering Company

South Norwalk, Conn., U. S. A.

SALES OFFICES

ATLANTA—618 Atlanta Trust Co. Bldg.
BIRMINGHAM—1218 Age-Herald Bldg.
BOSTON—Nottingham Bldg., Copley Square
BUFFALO—317 Chamber of Commerce
CHATTANOOGA—1226 James Bldg.
CHICAGO—925-28 Monadnock Block
CLEVELAND—1629 Union Trust Co. Bldg.
DALLAS—1020-21 Mercantile Bank Bldg.
DENVER—1226-28 California Street
DETROIT—Kerr Building
INDIANAPOLIS—821 Hume-Mansur Bldg.
KANSAS CITY—208 Mutual Bldg.
MEMPHIS—1812 Exchange Bldg.
MIAMI—845 N.E. First Street
MINNEAPOLIS—800-6 La Salle Avenue
MONTREAL—807 New Birks Bldg.
NEW ORLEANS—344 Camp Street
NEW YORK—350 Madison Avenue
OMAHA—706 World-Herald Bldg.
PHILADELPHIA—254 South 15th Street
PITTSBURGH—1430 Oliver Bldg.
PORTLAND—224 Pine Street
RICHMOND—American Natl. Bank Bldg.
SALT LAKE CITY—204 Dooly Bldg.
SAN FRANCISCO—Sharon Bldg.
SEATTLE—226 Railway Exchange
ST. LOUIS—4200 Forest Park Blvd.
TAMPA—5601 Miami Avenue
TORONTO—1123 Bay Street
VANCOUVER—315 Credit Foncier Bldg.
WASHINGTON, D. C.—805-6 Hill Bldg.



Motor-Driven Return Line Vacuum Pump

Jennings Vacuum Pump for Return Line Heating Systems

This pump removes air and water from the heating system, discharges the air to the atmosphere without back pressure, and automatically returns the water under pressure to the boiler or hot-well. Air and water are handled independently, often resulting in a 50% saving in horsepower required for pump operation. Occupies one-third the space of other apparatus of equivalent capacity.

Interior parts bronze. Moving parts revolve without metal-to-metal contact and are supported on radial ball bearings mounted outside casing.

Furnished direct connected to standard electric motors, for belt drive, or for steam turbine drive.



Motor-Driven Return Line Vacuum Pump, Size M

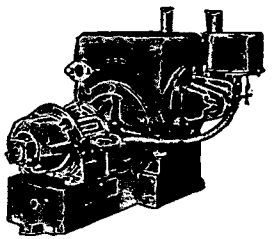

Motor-Driven Condensation Pump

Jennings Condensation Pump and Receiver, Unit Type

No piping between the pump and receiving tank is necessary. The only connections are main return, water discharge, and air vent. Companion flanges are furnished.

The pump has an integral cast bronze impeller mounted on motor shaft supported by large motor bearings.

Literature, Recommendations and Proposals on Request

Bulletin 37—Return Line Vacuum Heating Pump.
Bulletin 25—Return Line Vacuum Heating Pump Size M.
Bulletin 18—Return Line Vacuum Heating Pump, Turbine Driven.
Bulletin 29—Condensation Pump.
Bulletin 17—Air-Line Vacuum Heating Pump.
Bulletin 10—Air and Gas Compressors.
Bulletin 11—Air and Gas Vacuum Pumps.
Bulletin 52—Centrifugal Pump.

STANDARD SIZES AND CAPACITIES, JENNINGS VACUUM PUMPS

Size	Square Feet direct equivalent radiation surface	Air Capacity cubic feet per min.	Water Capacity gals. per min. 10 lbs. pres. 180 F.	Actual Horse Power	R. P. M.	Horse Power of Motor for 10 lbs. Discharge
M	5,000	3	8	.6	1700	3/4
A	8,000	5	11	.9	1800	1
B	16,000	9	22	1.4	1800	1 1/2
C	26,000	15	35	2.0	1800	2
D	40,000	19	60	2.8	1200	3
E	65,000	34	90	3.9	1200	5
F	100,000	60	140	7.	1200	7 1/2
G	150,000	80	200	9.8	900	10
H	300,000	150	400	19.	720	20