FARM BUILDING PLAN

FROM YOUR BUSINESS OF FARMING DEALER

PLAINTIFF'S EXHIBIT
USG-1164



Flexible Milking Parlor



Elevated stalls permit easy cleaning of cow in preparation area, and milking of either two or four cows at once (see floor plan). Holding area and loafing shed are at right of flexible parlor (top photo).

This parlor enables the dairyman to milk a larger herd without hiring additional help. The compact, low-cost building can be adapted to herd requirements and to a variety of farm setups. It can be built with either two elevated milking stalls for quick and easy handling of 30 cows, or with four stalls for 60 cows. Each plan includes a preparation stall for cleaning cows before milking. Because the pipeline to bulk tank is short, cleaning is simple and economical. The milk room includes space for cleaning and milking equipment, water heater, and a feed and wash-up room. Walking distance is short, there is little floor area to clean, and utensil washing takes only 10-15 minutes with proper equipment.

Besides the milking parlor, this plan also shows how to build two other important features of loose housing: a loafing barn and self-feeding horizontal silo, both with pole-type construction.

Before construction begins, plans should be approved by a local representative responsible for milk inspection in your area.

Copyright 1958 by United States Gypsum Company. Printed in U.S.A.

BR027 0193

MATERIAL LIST FOR 2-STALL PARLOR

5	1x8 — 16'	Fascia
90	2x4 — 8'	Studs
10	2x4 — 12'	Studs, Headers
15	2x4 — 14'	Studs
8	2x4 — 16'	Top and Bottom Plates
7	2x4 — 20'	Top Plates
13	2x6 — 14'	Rafters
4	2x6 — 16'	Studs
7	2x6 — 18'	Rafters
2	2x6 — 20'	Beam
19	2x8 — 20'	Rafters, Fascia
800	Bd. Ft.	1x8 — 16' T&G Roof Sheathing
8	Squares	15 lb. USG Asphalted Felt
8	Squares	19" USG Selvage Edge Roll Roofing
800	Sq. Ft.	25/32"x2x8 USG Insulating Sheathing
8	Squares	GLATEX Asbestos Cement Siding with SHADOW-LOCK Attachment System
900	Sq. Ft.	RED TOP Insulating Wool, Full Thick
10	Pc.	½"x4x6 SHEETROCK Gypsum Wallboard
29	Pc.	½"x4x8 SHEETROCK Gypsum Wallboard
9	Pc.	½"x4x10 SHEETROCK Gypsum Wallboard
8	Pc.	⅛"x4x8 DURON Hardboard
27	Cu. Yds.	Concrete
7	Window Units, complete, 30"x38"	
8	Doors, complete, sizes per plan	

Add for 4-stall parlor

23	2x4 — 8'	Studs
7	2x4 — 18'	Top and Bottom Plates, Header
14	2x6 — 14'	Rafters
280	Bd. Ft.	1x8 — 18' T&G Roof Sheathing
3	Squares	15 lb. USG Asphalted Felt
3	Squares	19" USG Selvage Edge Roll Roofing
300	Sq. Ft.	25/32"x2x8 USG Insulating Sheathing
3	Squares	GLATEX Asbestos Cement Siding with SHADOW-LOCK Attachment System
550	Sq. Ft.	RED TOP Insulating Wool, Full Thick
12	Pc.	½"x4x8 SHEETROCK Gypsum Wallboard
4	Pc.	⅛"x4x8 DURON Hardboard
9	Cu. Yds.	Concrete
2	Window Units, complete, 30"x38"	

This material list is assumed to be correct; however, due to local variations in ordering and cutting practices, and miscellaneous material waste, it is presented only as a reasonable guide. Provision should be made for necessary lighting, plumbing and utility equipment, mechanical accessories, nails, screws, glass, hardware, paint, etc., to properly fabricate and complete the milking parlor.

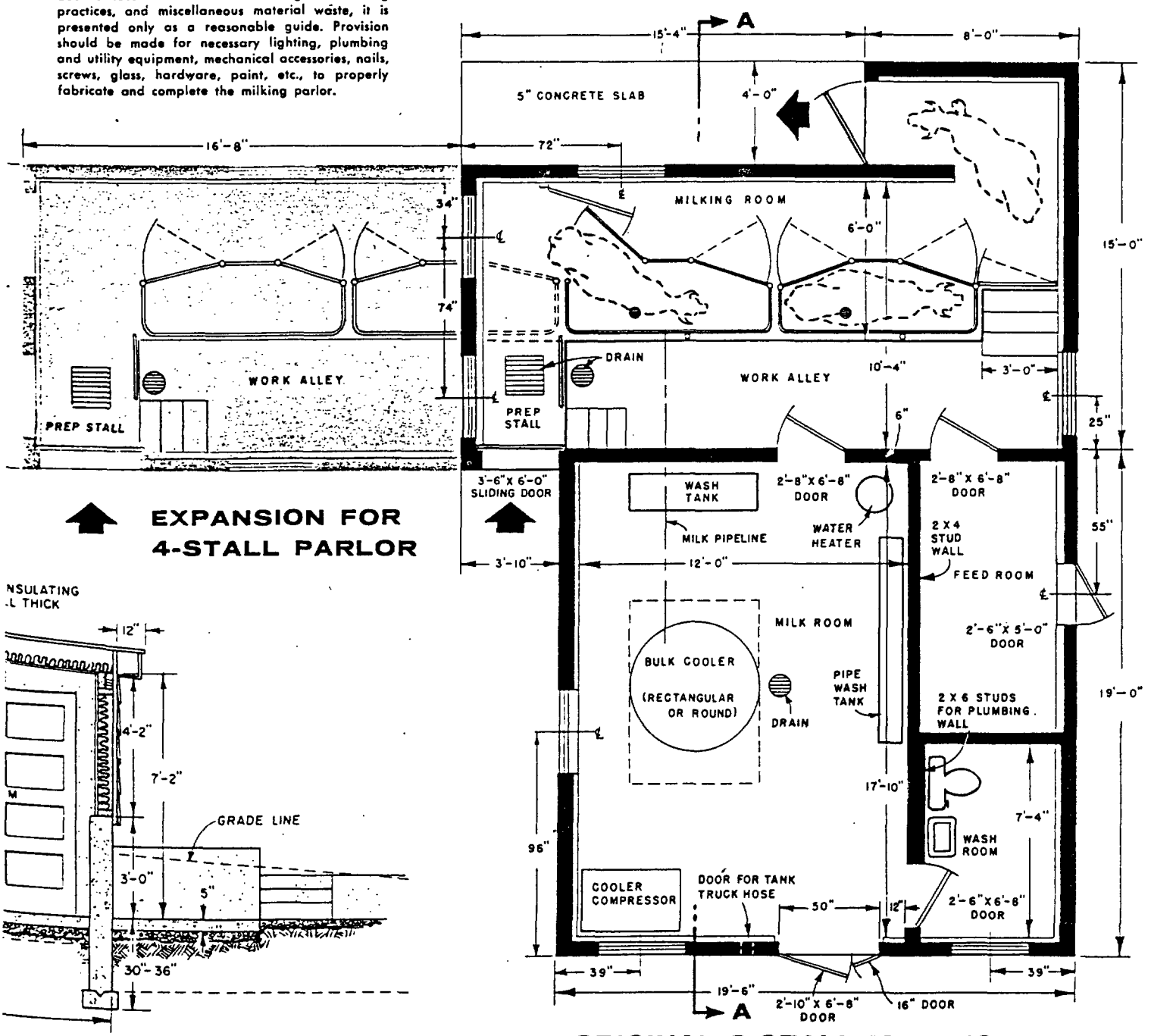

EXPANSION FOR 4-STALL PARLOR

FLOOR PLAN ORIGINAL 2-STALL MILKING PARLOR

BB027 0194

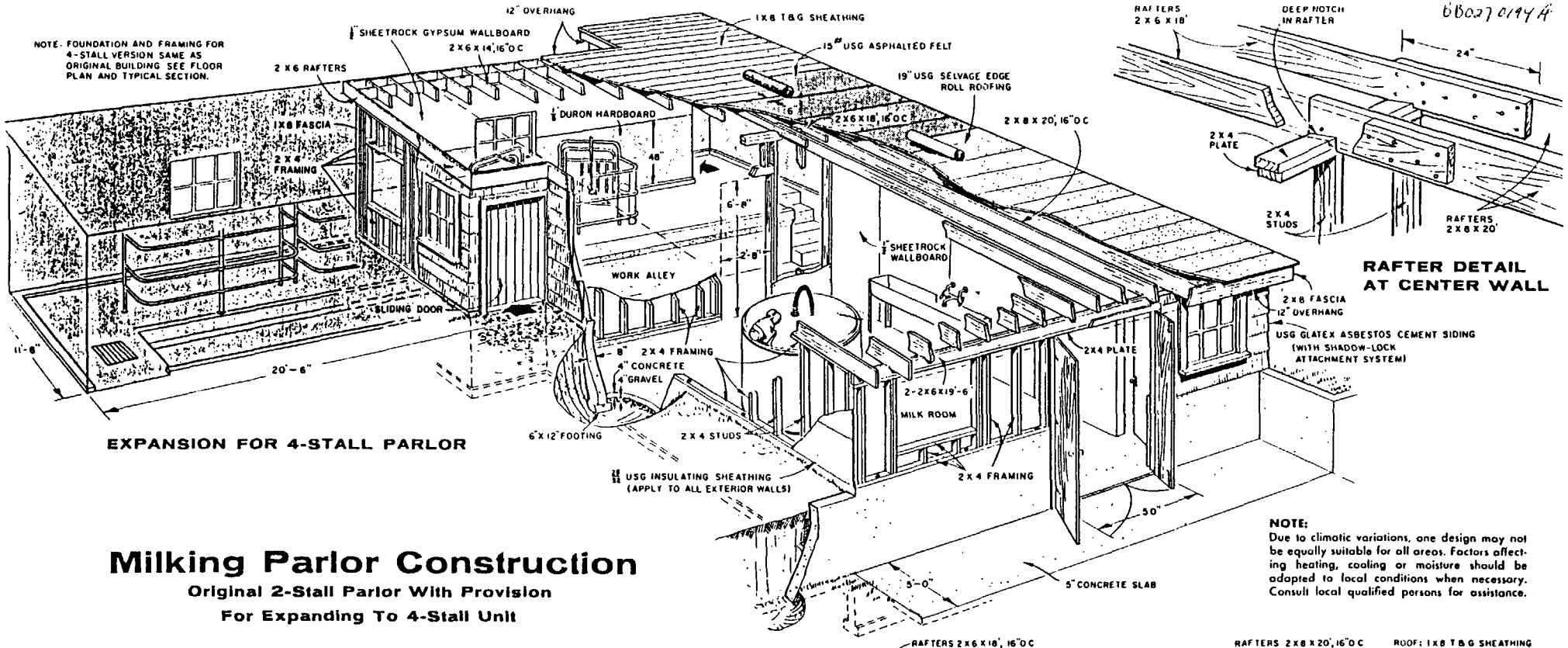

EXPANSION FOR 4-STALL PARLOR

RAFTER DETAIL AT CENTER WALL

Milking Parlor Construction

Original 2-Stall Parlor With Provision For Expanding To 4-Stall Unit

NOTE:
Due to climatic variations, one design may not be equally suitable for all areas. Factors affecting heating, cooling or moisture should be adopted to local conditions when necessary. Consult local qualified persons for assistance.

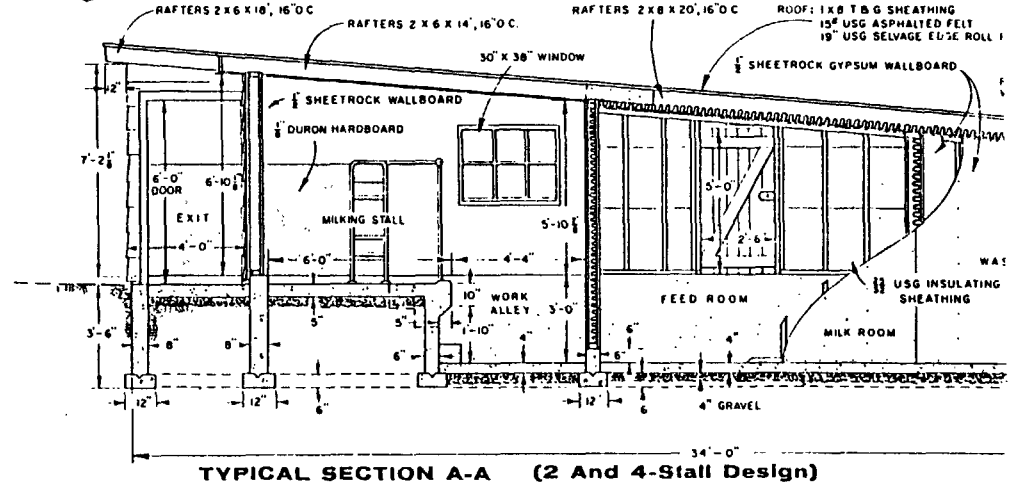

TYPICAL SECTION A-A (2 And 4-Stall Design)

Is cleaned in "prep" stall, then sed into stall at right for milking.



Milk is cooled in bulk tank in milk room, which is adjacent to feed and wash-up rooms.



Marketing is simplified by bulk pick-up truck, which pumps milk to portable tank.

