PLAINTIFF'S EXHIBIT
KR-301

BALDWIN-HILL INSULATIONS

industrial insulations

cements	
super powerhouse cement	4, 5
no. 1 insulating cement	6, 7
flame-chex cement	7
blocks, blankets and felts	
mono-block	2, 3
blanket insulation	8, 9
fine-fyber felt	10
sound liner	10
spun felt insulation	11
kold board	18
pipe insulations	
mono-kover	12, 13
no. 100 pipe insulation	13
85% magnesia pipe insulation	14, 16, 17
calcium silicate	15, 16, 17
other products	19

BALDWIN-HILL COMPANY TRENTON, N. J.

BALDWIN-HILL PRODUCTS
for industrial insulations

Baldwin-Hill offers a complete line of equipment and pipe insulation to suit practically any type or condition of application. This catalog lists the properties and distinguishing features of B-H mineral wool, 85% magnesia, calcium silicate and asbestos products — all available from this one source.

Baldwin-Hill mineral wool products are now manufactured by the modern spinning process which results in longer fiber lengths, lower densities and improved "k" factors of the materials. The increased fiber length means inherently better tensile strength and handleability in blankets, felts, blocks and all products where inter-meshing and felting of fibers are a factor. The lowering of densities and improving of thermal resistance is illustrated by B-H Spun Felt which is now about one-half the former density. Yet Spun Felt of nominal 2½, 3 and 4 lb density is equal to or better than the corresponding old type blown felt of 4, 6 and 8 lb.

All Baldwin-Hill products are manufactured under careful control and continually checked for quality and efficiency. A modern research and technical service laboratory is constantly testing and improving products for better insulation.

These products have gained widespread acceptance in such industries as electric power generation, chemical processing, petroleum refining and for general maintenance use. They are recognized as thermally efficient, long lasting, easily applied materials particularly well suited to industrial installation.

With a wide variety of Baldwin-Hill products from which to choose, B-H engineers in centrally located field offices will gladly cooperate with the selection and application of efficient and serviceable insulation.

mono-block

a one-block insulation effective over the full temperature range to 1700° F.

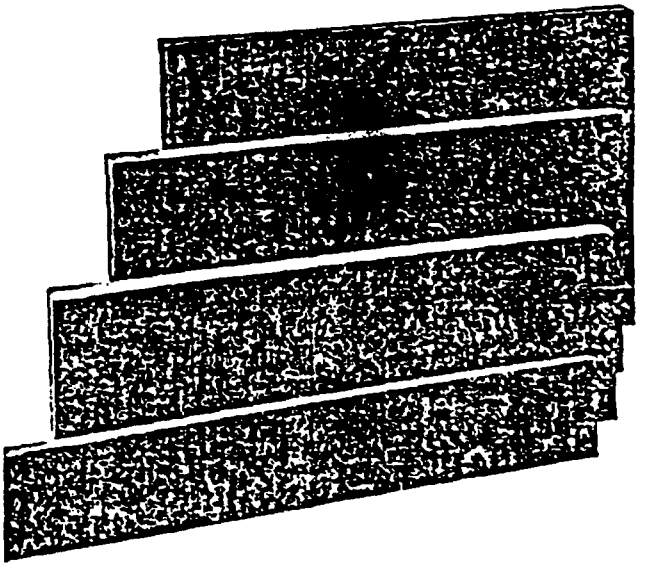

Available in standard sizes. Mono-Block may be cut to fit special shapes on the job.

description

Mono-Block is a felted block made of spun mineral wool by means of a patented B-H process. This process felts long, straight fibers into interwoven layers. As a result, it is light, resilient and porous—containing millions of tiny air cells which make possible its unusually high insulating qualities.

Stability under severe temperature conditions is assured; and due to their composition, the fibers are unaffected by exposure to moisture or high heat.

uses

steam boilers
boiler water walls
ducts and breechings
fan housings
feed water heaters
oil refinery towers, tanks
drying ovens
core ovens
heat treating ovens
annealing furnaces
enameling ovens
chemical treating tanks
brick kilns
waste heat flues, etc.

features

easy to handle

Light-weight and easy to handle, B-H Mono-Block is readily cut with a knife into regular or irregular shapes. Its felted surface yields to projections such as rivet heads or weld beads so that a snug fit against a surface is obtained without cracking or breaking. It readily conforms to small curvatures without special treatment.

density

Approximately 15 lbs per cu ft—a low weight for high temperature insulating materials.

industrial insulations block

■ sizes

length—18, 36 inches

width—6, 12, 24 inches

thickness—1, 1½, 2, 2½, 3, 3½, 4 inches

other sizes available at slight additional cost

■ recommended thicknesses

hot face temp.	thick-ness, in.	hot face temp.	thick-ness, in.
up to 300° F.	1 to 1½	800° to 1000° F.	4
300° to 450° F.	2	1000° to 1200° F.	4½
450° to 600° F.	3	1200° to 1400° F.	5
600° to 800° F.	3½	1400° to 1700° F.	6

■ list prices (subject to discount)

$0.30 per board feet

■ application

preparation

All vertical surfaces to have angle supports equal in size to thickness of insulation, welded to the surface of the vessel and spaced 6 ft apart, starting at bottom.

application of block

Apply specified thickness of Mono-Block directly to metal surface, cutting to fit snugly all around supports, openings, etc. Apply a thin coat of B-H Bond-Tite to the surface of the block and press it firmly to the surface of the vessel. After the entire circumference has been filled, apply galvanized steel bands. Spacing of these bands is to be approximately 8 in. on centers. On vessels over 6 ft. in diameter, use ¾ in. wide bands 6 in. on centers. Space bands on circular heads 18 in. on centers at outside circumference.

Apply a ⅜ in. thick coat of B-H Super Powerhouse Cement directly to the Mono-Block surface, filling all cracks and bringing to a level, true surface. Trowel smooth with a steel trowel. On surfaces subject to vibration or undue thermal expansion or contraction use 1 inch woven wire mesh reinforcing before applying Super Powerhouse Cement.

All insulation units exposed to weather or excessive humidity should be protected as follows: After the finish layer of B-H Super Powerhouse Cement has dried, stretch poultry netting over it and cover with ¼ in. of B-H Weather-seal, which when dried should not be less than ⅛ in. thick.

■ packaging

Mono-Block is packed in high-test cardboard cartons: 2½ in. thick, 37.5 bd ft per carton, 3½ in. thick, 42 bd ft per carton, all other thicknesses, 36 bd ft per carton.

See page 18 for further block information (KOLDBOARD)



Forced draft fan: Insulated with B-H Mono-Block ready for application of B-H Super Powerhouse Cement. Note how B-H Mono-Block is applied to curved and cylindrical surfaces.

thermal conductivity of B-H Mono-Block

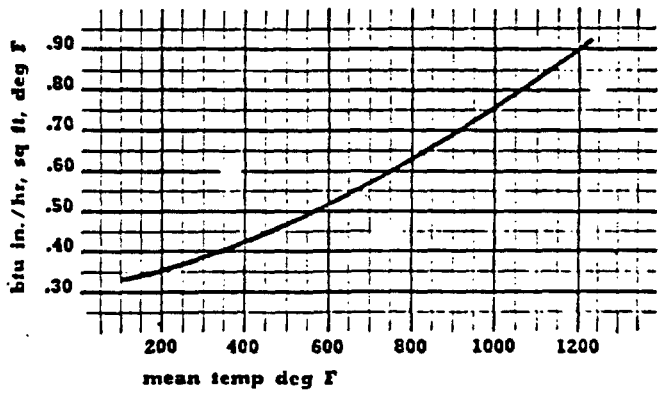



Air heaters and ducts: Insulated with B-H Mono-Block and covered with woven wire mesh ready for application of B-H Super Powerhouse Cement as finish.

super powerhouse cement

white insulating-finishing cement



Super Powerhouse—the insulating and finishing cement.

■ description

B-H Super Powerhouse Cement is a dry mixture of high temperature resisting spun mineral wool, a hydraulic-setting binder and other ingredients. Mixed with water it can be trowelled on any surface with a minimum of effort. It sets quickly to form a smooth, white, glazed surface. It may be painted without further treatment or weatherproofed for outdoor service.

B-H Super Powerhouse Cement incorporates in one product, the qualities of extremely easy trowelling, application of finish in one coat, quick hydraulic set and freedom from drying shrinkage cracks. The excellent adhesive qualities of B-H Super Powerhouse Cement make it popular with workers since it does not fall off during application.

■ uses

Universal finishing cement over other types of insulations. Insulating cement for valves, flanges, elbows and other irregular surfaces.

■ features

setting time

The wet cement remains workable for 2 hours after mixing and takes an initial set in 4 to 5 hours.

surface smoothness

Initial trowelling produces a satisfactory white surface. Steel trowelling approximately 30 minutes after application results in a glazed, white surface.

■ features (continued)

coverage

Dry coverage—110 sq ft, ¼ in. thick per 100 lbs
55 sq ft, ½ in. thick per 100 lbs

drying shrinkage

For finishing coats ⅜ to ½ in. thick, linear shrinkage is negligible.

adhesion

Adheres strongly to insulating block and cement surfaces during application and on drying (sizing improves adhesion to highly absorptive surfaces).

weather resistant

Unaffected by rain, sleet, or snow after initial set.

■ recommended thicknesses

For finishing use—single ⅜ in. coat.
For insulating use—bring to same thickness as adjoining pipe covering

■ application

preparation

All surfaces of equipment to be insulated should be thoroughly cleaned. Remove all dirt, oil, loose scale, rust or paint.

Select a water/cement ratio according to the absorptive nature of the surface to be covered and the thickness of the cement layer desired.

surface or application	water/cement ratio	gals. per 50 lb. bag	cement thickness, in.
Highly absorptive such as magnesia, calcium-silicate, diatomaceous earth.	1.3 to 1.5	7.8 to 9.0	¼ to ½
Medium absorptive such as mineral wool blocks, dried insulating cement, brickwork.	1.1 to 1.3	6.6 to 7.8	¼ to ½
Non-absorptive, as steel. Thick layers or monolithic walls.	0.9 to 1.2 0.9 to 1.1	5.4 to 7.2 5.4 to 6.6	¼ to ½ ½ to 3

Mix thoroughly with clean water measured for the water/cement ratio selected. Allow to soak 10 to 15 minutes before using, but use entire quantity within 2 hours. Do not mix new cement with old, partially set material. Always clean mixing box and tools thoroughly from previously set cement before mixing new batch.

application of cement

Apply as an insulating and finishing coat ⅜ to ½ in. thick over any type of insulating block, dried insulating cement, refractory or firebrick. It may be applied directly to expanded metal lath, woven wire mesh and irregular metal surfaces. Reinforcing wire mesh is not required for many applications. Highly suitable for monolithic construction.

For overhead application, a maximum of 1 in.

thickness may be applied in one layer to expanded metal lath or other firm base. When weatherproofing materials are used, best application results can be obtained by use of a wood float on the surface of the B-H Super Powerhouse Cement. Contact nearest sales office for detailed application specification.

painting

The smooth, white, glazed cement is a fine finish. However, if a colored finish is desired, the cement provides a suitable painting surface. Water-base paints may be applied before drying is complete. Let surface dry before applying oil base paint.

packaging

Packed in 50 lb multiwall paper bags.

thermal conductivity of B-H Super Powerhouse Cement

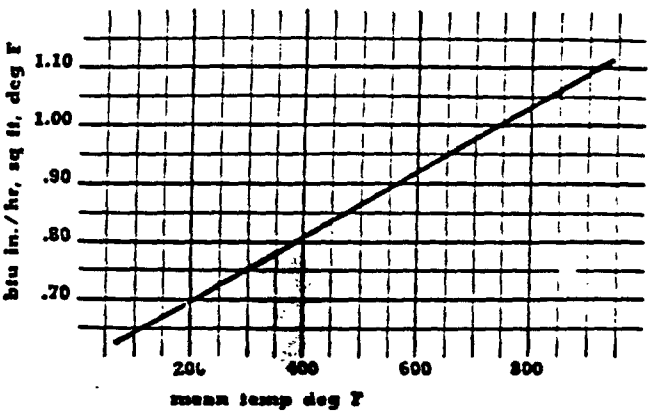

the bond is stronger than the block

Block insulations finished with B-H Super Powerhouse Cement were pulled apart after dipping the outer faces in hot asphalt and adhering them to the backing pieces, as shown. The lower backing plate was held fast while a pull was applied to the hook above. Note that failure occurred in the block insulation in each case.



1. upper backing plate
2. super powerhouse cement
3. sized 85% magnesia block
4. lower backing plate

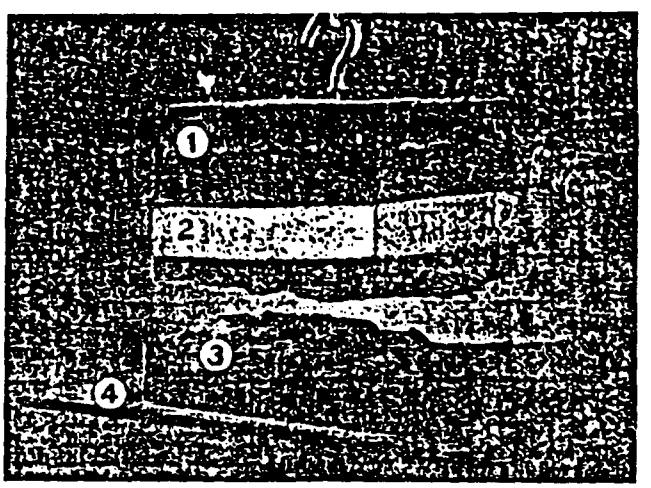

1. upper backing plate
2. super powerhouse cement
3. mineral wool block
4. lower backing plate



Large flat area quickly trowelled to a white, glazed surface with B-H Super Powerhouse Cement.



B-H Super Powerhouse Cement ideal for valves, fittings, elbows, and/or flanges.

no. 1 insulating cement

for insulating large or small irregular surfaces for service up to 1800° F.



a plastic insulating cement

■ description

B-H No. 1 Insulating Cement is a plastic insulation produced from high temperature-resisting, spun B-H mineral wool combined with high-grade long-fiber asbestos and a colloidal clay. It is effective up to 1800° F. and reclaimable where temperatures have not exceeded 1200° F.

Its reclaimability feature, ease of application and the fact that it can be stocked without breakage or loss, make B-H No. 1 Insulating Cement ideal for maintenance work.

■ uses

Any hot surface within prescribed temperature limits.

■ features

High insulating efficiency

When mixed with water to a trowelable consistency, the nodules of B-H mineral wool retain their physical properties, and the dead air cells confined in these nodules provide maximum insulating efficiency and light weight.

■ features (continued)

rust resistance

B-H No. 1 Insulating Cement contains a rust inhibitor that resists corrosive action whether the cement dries out immediately on a hot surface, or air dries.

easy to apply

The high adhesion of B-H No. 1 Insulating Cement makes it easy to apply over brick or metal surfaces. It does not "roll up" behind the trowel or "slide off" the surface. Simply add water according to directions, mix to a trowelable consistency and the cement forms a plastic mass that is ready for fast and easy application.

coverage

B-H No. 1 Insulating Cement is a remarkably economical material. In actual use it has a proven wet coverage up to 50 and 55 sq. ft., 1 in. thick, per 100 lbs. Its dry coverage is approximately 45 sq. ft.

ready to use

For maintenance and repair work, a bag of B-H No. 1 Insulating Cement can be mixed with water and applied without delay.

certified



B-H No. 1 Insulating Cement is authorized by the Industrial Mineral Fiber Institute to use the Certification label. This label assures you that the product has passed stringent laboratory tests and meets requirements of Commercial Standard CS-117 as promulgated by the National Bureau of Standards.

■ recommended thicknesses

hot surface temperature	thickness, in.	hot surface temperature	thickness, in.
100 to 175 F.	1	950 to 1100 F.	4
175 to 325 F.	1½	1100 to 1300 F.	5
325 to 550 F.	2	1300 to 1600 F.	5½
550 to 750 F.	2½	1600 to 1800 F.	6½
750 to 950 F.	3		

■ application

preparation

All surfaces of equipment to be insulated should be thoroughly cleaned. Remove all dirt, oil, loose scale, rust or paint. If it is not possible to remove old paint or other foreign material, apply a layer of No. 20 ga. galvanized wire mesh to the bare surface of the vessel to establish the proper bond.

application of cement

Apply B-H No. 1 plastic insulation to the vessel by spotting on the first coat to a thickness of approximately ¾ in. After this coat has dried, the next coat can be roughed on or troweled out to a smooth finish, depending upon the thickness of cement to be applied. Leave the surface of each layer of insulation rough to provide a good adhesion surface for the next layer.

After the second coat has been applied, a layer of 20 ga. galvanized wire mesh is then tightly stretched over the dry cement, and the edges securely fastened with 16 ga. soft annealed galvanized wire. Additional coats of B-H No. 1 Cement are applied in similar manner and reinforced with galvanized wire for each 1½ in. layer until the required insulation thickness is built up.

Vessels insulated with B-H No. 1 Cement that are exposed to weather conditions or when in buildings where excessive humidity exists, can be weatherproofed with B-H Weatherseal in the following manner:

After the last coat of B-H No.1 Insulating Cement has been applied and thoroughly dried, a layer of 20 ga. galvanized wire mesh is stretched and laced tightly, covered by a ¼ in. coat of B-H Weatherseal. Thickness of Weatherseal when dried is to be not less than ⅛ in.

■ packaging

Packed in 50 lb multiwall paper bags.

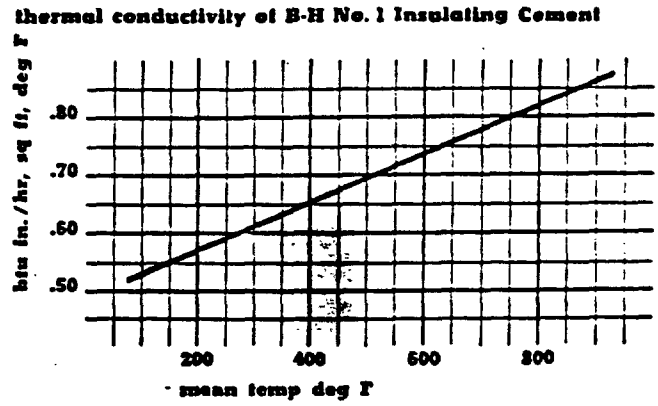



B-H No. 1 Cement 1½ in. thick being packed on curved surface of steam turbine. Hand-packing develops high adhesion of the cement to metallic surfaces. Only equipment required for this application is water bucket and rubber gloves.

Flame-Chex cement

fireproofing cement

■ description

B-H Flame-Chex Cement is a fireproofing, insulating material used to prevent collapse, distortion and other fire damage to structural steel. It resists abrasion, does not disintegrate when exposed to moisture and does not crack, check or spall.

■ coverage

Dry coverage of B-H Flame-Chex Cement is approximately 30 sq. ft., 1 in. thick per 100 lb.

■ application

Wherever fire exposure is possible, enclose columns, beams, braces and stiffeners with a two-inch-thick layer of cement. On tanks and vessels, apply a protecting skirt up to the level of attached pipes, valves, etc.

Hard finish the outer surface for protection against high-pressure hose streams and weatherproof outdoor installations to prevent entry of moisture and dampness.

■ packaging

Packed in 100 lb multiwall paper bags containing approximately 3 cu ft.

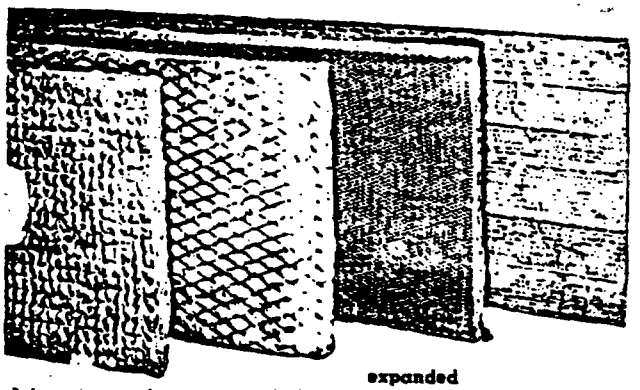

1 in. wire mesh | stucco lath | expanded metal lath | rib lath

specifically constructed for covering large areas

thermal conductivity of B-H Blanket Insulation

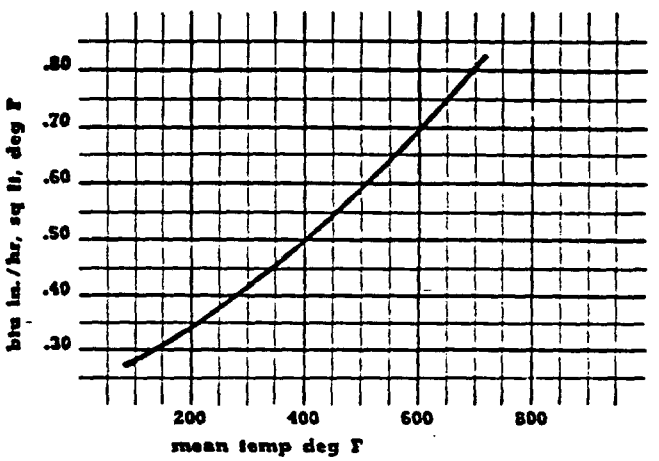

prices per square foot (subject to discount)

Thicknesses Inches	Style 1	Style 2 2-A-B	Style 3 3-A-B	Style 4 4-A
1	$0.40	$0.45	$0.55	$0.60
1¼	.45	.53	.60	.65
1½	.50	.60	.65	.70
1¾	.55	.65	.70	.75
2	.60	.70	.75	.80
2½	.70	.80	.85	.90
3	.80	.90	.95	1.00
3½	.88	.98	1.03	1.08
4	.95	1.05	1.10	1.15
4½	1.03	1.13	1.18	1.23
5	1.10	1.20	1.25	1.30
5½	1.18	1.28	1.33	1.38
6	1.25	1.35	1.40	1.45
6½	1.35	1.43	1.48	1.53
7	1.40	1.50	1.55	1.60
7½	1.48	1.58	1.63	1.68
8	1.55	1.65	1.70	1.75

list prices per square foot (continued)

Thicknesses Inches	Style 5 5-A	Style 6	Style 7	Style 8
1	$0.70	$0.75	$0.60	$0.80
1¼	.75	.83	.65	.90
1½	.80	.90	.70	1.00
1¾	.85	.95	.75	1.05
2	.90	1.00	.80	1.10
2½	1.00	1.10	...	1.20
3	1.10	1.20	...	1.30
3½	1.18	1.28	...	1.38
	1.25	1.35	..	1.45
	1.35	1.45	...	1.55
	1.45	1.55	...	1.65
	1.55	1.65	...	1.75
	1.65	1.75	...	1.85
6½	1.75	1.85	...	1.95
7	1.85	1.95	...	2.05
7½	1.95	2.05	...	2.15
8	2.05	2.15	...	2.25

blanket insulation

for service up to 1200° F.

■ description

B-H Blanket Insulation consists of flexible blankets manufactured by felting high temperature, moisture resistant, spun mineral wool in large flat sheets between different styles of metal fabrics.

Effective up to 1200° F., it is unexcelled in its insulating efficiency and economy of application. The soft fibers of each blanket interlock with the edges of the one next to it, forming a quickly applied, continuous blanket of insulation without cracks or joints. Since the blanket is flexible, it can be applied to equipment with curved or irregular surfaces without breaking. If the equipment does not have a casing, and a cement finish is desired, style 2-A, which has expanded metal lath on one side, makes a good surface for cement to key to. This eliminates metal fabric required before application of the finishing cement.

■ uses

- cylindrical boilers and tanks
- boiler casing walls
- fan housings and preheaters
- milk, asphalt and other type tank trucks
- boiler breechings and ducts
- vulcanizers
- railway tank cars and locomotives
- oil refinery towers and tanks
- precipitators
- spray dryers
- turbines
- ovens

■ features

inherent strength

The spun mineral wool is removed from the production line in rolls and the metal mesh applied without disturbing the natural interlocking of the fibers. It is this interlocking of fibers, inherent in B-H Blankets, which adds so much to their ease of handling.

factory fabricated

Produced by skilled workmen in the specialized "Blanket Department," rigid factory controls assure proper uniformity of product without danger of "voids" so often found in field-made blankets.

outstanding stability

B-H Blankets resist the action of moisture or corrosive fumes; will withstand normal vibration and retain efficiency without breaking down.

■ features (continued)

versatile

The numerous available styles of B-H Blankets permit their use in many different applications with a wide variety of finishes.

■ sizes

B-H Blanket Insulation is manufactured in standard sizes of 2 by 4 ft. and 2 by 8 ft., in thicknesses of 1 to 8 in.

Special sizes can be made upon request at a small additional cost.

■ application

preparation

Weld angle iron supports (with ¼ in. holes drilled 8 in. o.c.) to vessel at 8 ft. intervals, starting 8 ft. above bottom. Blankets are to be hung from these supports.

application of blankets

Hang blankets from angle supports, wired on 8 in. centers with No. 12 ga. galvanized binding wire, with wire mesh side of blanket against the side of the vessel. Lace all abutting blanket edges with No. 16 ga. galvanized soft annealed lacing wire. Apply galvanized steel bands as follows:

vessel dia.	band size	spacing: vertical on parallel	spacing: radial at OD of heads
6' and below	½" x .020	8"	18"
6' to 10'	½" x .020	6"	18"
10' to 15'	¾" x .023	6"	18"
15' to 20'	¾" x .023	5"	18"

Tighten bands to hold blankets securely. Apply a ½ inch thick coat of B-H Super Powerhouse Cement taking care to level the surface. Trowel smooth with a steel trowel.

For exterior use, treat units exposed as follows: After the B-H Super Powerhouse Cement has dried, stretch poultry netting over it and cover with ¼ in. coat of Weatherseal, which, when dried, should not be less than ⅛ in. thick.

■ certified



B-H Blanket Insulation is authorized by the Industrial Mineral Fiber Institute to use the Certification label. This label assures you that the product has passed stringent laboratory tests and meets requirements of Commercial Standard CS-117 as promulgated by the National Bureau of Standards.

■ packaging

Packed in steel strapped, high-test cardboard cartons.

recommended thicknesses

hot surface temp., deg. F.	thickness, in.	hot surface temp., deg. F.	thickness, in.
100 to 200	1	500 to 700	2½
200 to 300	1½	700 to 900	3
300 to 500	2	900 to 1100	3½
		1100 to 1200	4

standard styles

1 1" Wire Mesh both sides
2 1" Wire Mesh and Stucco Lath
2-A 1" Wire Mesh and Expanded Metal Lath
2-B 1" Wire Mesh and ⅜" Rib Lath turned in
3 Stucco Lath both sides
3-A Expanded Metal Lath both sides
3-B Stucco Lath one side, Expanded Metal Lath other side
4 Stucco Lath and ⅜" Rib Lath (rib turned in)
4-A Stucco Lath and ⅜" Rib Lath (rib turned out)
5 Stucco Lath and ¾" Rib Lath (rib turned in)
5-A Stucco Lath and ¾" Rib Lath (rib turned out)
6 ⅜" Rib Lath both sides
7 No. 12 Mesh Fly Screen Wire both sides
8 ⅜" Rib Lath turned in and ¾" Rib Lath turned out

Special styles available upon request to General Office at Trenton, New Jersey.



Style 2-A B-H Blankets on rubber vulcanizer, held in place with ½ inch wide galvanized steel bands.



Oxidizing tanks covered with B-H Blanket insulation held on with ¾ inch wide bands.

fine-fyber felt

sound absorbent thermal insulation

description

B-H Fine-Fyber Felt is a featherweight heat and sound insulation made of incombustible, moisture resistant mineral fibers with a small amount of thermosetting resin binder. The fibers, when felted, contribute the extraordinary resilience that insures "spring-back" to fill allotted space and prevent shake-down or settling. B-H Fine-Fyber Felt is formed in continuous sheets, shipped in rolls and is used for all types of thermal insulating application from sub-zero temperatures to 300° F.

■ uses

duct wrapping
furnace jacket liner
air conditioning cabinet liner
fabricated buildings
home heating units
ranges—refrigerators
water heaters
house trailers
refrigerated truck-trailers

■ features

light weight
The low density of this material contributes to easy and low cost installation besides contributing to reduced unit weight and shipping costs. Assures minimum weight for insulated ducts and pipelines.

easy to handle
Easily cut with guillotine, butcher knife or scissors to fit any curvature or outline.

fire-resistant
The mineral fibers cannot burn and the small amount of binder does not support combustion.

non-corrosive
Baldwin-Hill Fine-Fyber Felt may be used in contact with metals with no danger of corrosion.

density
Available at density of ½, ¾, 1, 1½, 2 and 3 lb. per cu. ft.

■ sizes

Length—50 to 200 ft depending on density and thickness
Width—18, 24, 36, 48 and 72 in. (all densities)
Thickness—½ to 4 in. depending on density

■ packaging

B-H Fine-Fyber Felt is compressed in rolls and shipped in high-test cardboard cartons.

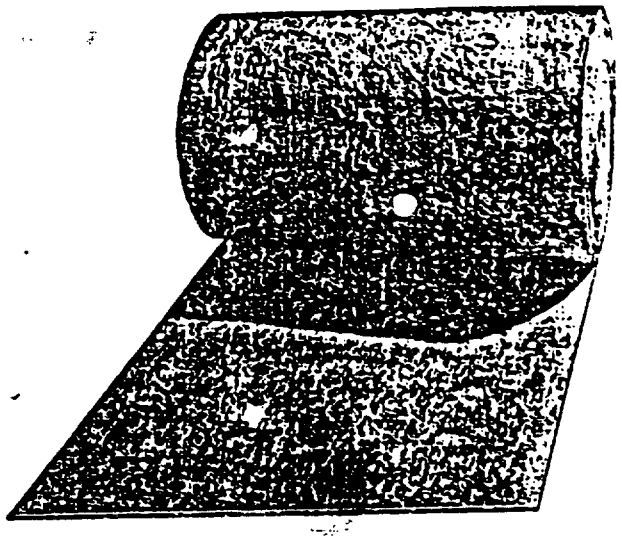

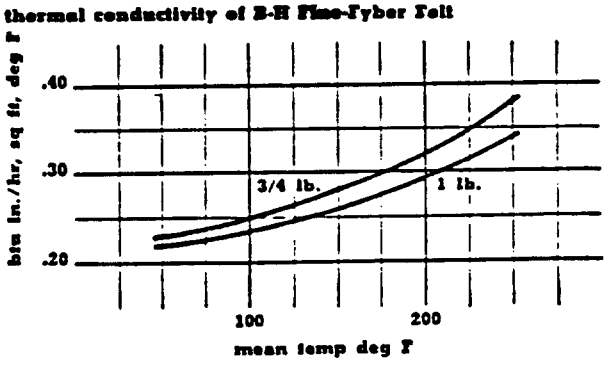

■ available facings

B-H Fine-Fyber Felt is available with the following facing materials, factory applied:

type	available widths
Sisalkraft (plain vapor barrier)	24 and 48 in.
Muslin—Neoprene coated	24 and 48 in.
Reinforced asbestos paper	18 and 36 in.
Aluminum foil .001 in. thick	18, 24, 36 and 48 in.
Aluminum foil .0007 in. thick	18, 24, 36 and 48 in.
Aluminum foil .0025 in. thick	24 and 48 in.
.004 Vinyl aluminum pigmented coating	24 and 48 in.
Saran coated asbestos paper	36 in.
Light weight reinforced kraft paper	48 in.
Vinyl spray	.....

soundliner

for sound reduction in ducts

■ description

B-H Soundliner is a rigid board felted of chemically stable spun mineral wool fibers. By installing it inside the duct, it provides an effective means of minimizing sound transmitted through the ducts of an air conditioning system. In addition to its sound absorbing properties, it resists disintegration; and because of its incombustible base material, it is fire-safe.

■ features

sound absorption

cycles per-second	sound absorption coefficient	cycles per second	sound absorption coefficient
128	0.28	1024	0.85
256	0.44	2048	0.85
512	0.74	4000	0.65

noise reduction coefficient
½ in. thickness—0.60
1 in. thickness—0.70

■ sizes

Length and width—24 in. by 36 in.
Thickness—½ in. and 1 in.

■ packaging

Packed in high-test cardboard cartons.

spun felt insulation

for service from −150°F. to 600°F.

■ description

Effective over the full range of temperatures from sub-zero up to 600° F., B-H Spun Felt is a highly resilient and light-weight insulation fabricated of high temperature resisting, moisture repellent spun mineral wool. Its fibers are felted and bonded together, and uniformly distributed to provide extremely low thermal conductivity. Chemically stable, B-H Spun Felt insulation cannot disintegrate under the most severe service conditions. Its resiliency prevents settling and loss of efficiency.

■ uses

electric and gas ovens	refrigerators
dryer and oven panels	locker plants
boiler casings	insulated truck bodies
air conditioning systems	cold water lines
hull insulation	deck and bulkheads
ship refrigeration	ammunition chambers

■ features

density

B-H Spun Felt is available in 2.5, 3, 4 lb and special densities.

thermal conductivity of B-H Spun Felt Insulation

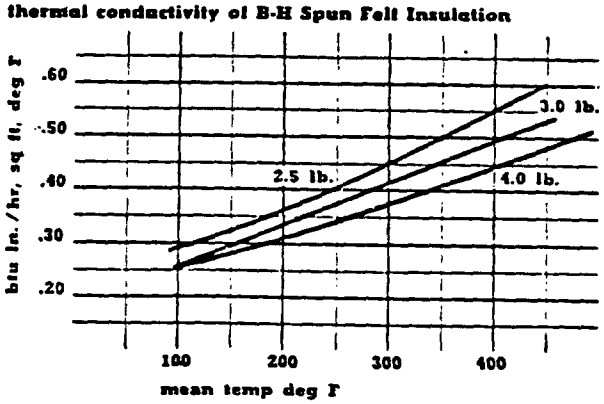

■ sizes

Length—24, 30, 36 and 48 in.
Width—12 and 24 in.
Thickness—1 to 6 in. by ¼ in. increments

■ application

preparation

Piping must be clean, dry and should be tested for leaks before applying insulation.

application of felt (outdoor cold piping)

Coat bare pipe with hot asphalt (180° F. to 200° F. melting point). Before asphalt has a chance to cool, apply a coat of 15 lb. saturated rag felt with 3 in. lap on edges and ends, and mop again. Apply 1½ in. thick layer of B-H 3 lb. Spun Felt securely tied with jute twine spaced on 1 in. centers.

Apply a layer of 15 lb. rag felt which has been mopped with hot asphalt over the first layer of felt, lapped 3 in. as above and again mop with asphalt after application. Apply one or two more layers of 1½ in. B-H 3 lb. Spun Felt, jute twine



15 lb. rag felt and asphalt as specified above. Over the last layer of B-H Spun Felt, rag felt, etc. cover with two or more layers of 15 lb. rag felt, mopping before and after application. Over the final layer of 15 lb. rag felt, apply cover of 55 lb. roofing felt with joints lapped 3 in. and sealed with roofing cement.

Before roofing cement dries, apply ½ in. steel bands, 6 in. on centers with one band over each end lap.

Where lines are interrupted by valves or fittings, and at 20 ft. intervals of straight piping, seal up insulation by stopping succeeding layers of 15 lb. rag felt short of the next preceding layer, carefully sealing the ends with hot asphalt.

application of felt (valves and fittings)

Apply coat of hot asphalt to the bare metal surface of fittings, immediately adding one thickness of 8 oz. burlap and again mop with hot asphalt to form a perfect seal.

Apply a layer of 1½ in. thick B-H 3 lb. Spun Felt, wrapped with jute twine 1 in. on center, followed by another covering of burlap, etc., to the same thickness as adjacent piping insulation and add an extra mop coat of hot asphalt. Over this insulation apply ⅜ in. coat of B-H Super Powerhouse Cement. Seal with ¼ in. coat (⅛ in. when dry) of B-H Weatherseal lapping over edges of adjacent piping insulation.

application of felt (heated equipment)

Enclose B-H Spun Felt insulation between metal casings of heated equipment, using proper thickness and density.

application of felt (cold storage rooms)

Install B-H Spun Felt insulation in walls, floors and ceilings of cold storage rooms, supporting it between treated wood studs and joists. Protect it with complete asphalt vapor barriers on the outside of the insulation. Face the interior with wood, plaster or fiberboard surfaces, as desired.

■ packaging

Packed in paper wrapped bundles or cartons.

mono-kover

one-piece pipe insulation



■ description

Baldwin-Hill Mono-Kover is a featherweight pipe insulation composed of incombustible, moisture-resistant mineral wool fibers, bonded with phenolic resin and molded into 6-ft.-long, one-piece sections.

B-H Mono-Kover is highly flexible and resilient. It is outstanding in its resistance to damage or breakage from handling during application. It springs back to its original shape after sections are spread apart to apply on piping. The insulation is intended for application on standard sizes of pipe for temperatures up to 350° F. and, with proper vapor barriers, for low temperature lines down to sub zero temperatures.

Because of its light weight, extra length, resilience and ease of handling, B-H Mono-Kover costs less to apply than other forms of pipe insulation.

■ uses

All standard copper tubing or iron pipe sizes within prescribed temperature limits.

■ features

lightweight

B-H Mono-Kover is 4 to 10 times lighter than other types of pipe insulation. For example: a 6-foot section 1" thick for 2" pipe weighs approximately 1½ lbs. Ninety-six lineal feet packaged for shipment, weigh only 29 lbs.

thermal conductivity of B-H Mono-Kover

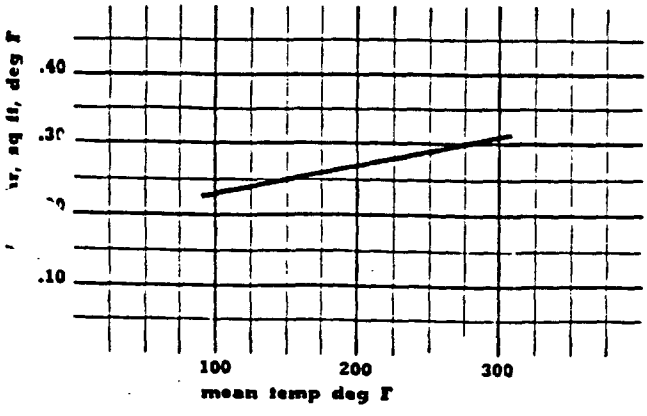

■ features (continued)

tough-resilient

B-H Mono-Kover is not damaged by crushing—cannot be broken by bending, nor does it chip, splinter or crumble when cutting to size or fitting odd shapes. It cuts cleanly with a knife—and makes no dust or broken pieces to clean up after a job.

moisture-resistant

The mineral wool fibers of B-H Mono-Kover do not absorb moisture either from direct wetting or humid atmosphere. The binding agent also is insoluble and water repellent.

permanent

Because the mineral wool fibers in this pipe insulation are entirely inorganic and moisture resistant, they cannot rot, mold, decay, decompose or otherwise disintegrate. They resist the attack of most acids and alkalis.

pleasant to handle

This insulation has a smooth, clean surface and is free from loose particles. It can be handled with bare hands without discomfort or injury. Because of their light weight as well as being firmly felted and molded, the sections are easily transported and handled.

non-corrosive

With nothing but mineral wool fibers and resin binder, there is nothing to contribute to the corrosion of metals such as steel or aluminum.

■ sizes

thickness,	pipe size
½ in.	¾ in. through 10 in.
¾ in.	¾ in. through 6 in.
1 in.	¾ in. through 24 in.
1½ in.	¾ in through 33 in.
2 in. and 3 in.	2 in. through 33 in.

copper tubing sizes 1 in. through 6 in.

■ available facings

B-H Mono-Kover is available with the following facings already applied to the pipe insulation in three foot lengths to meet practically any installation specification. Some facings are available at extra charge.

- Canvas—standard weight, 4 oz, 6 oz and 8 oz
- Weatherproof roofing paper—35 lb, 45 lb and 55 lb
- Black angiers vapor barrier paper for dual temperature service
- White angiers vapor barrier paper for dual temperature service
- Light duty 70 lb kraft vapor barrier paper (for ½" thick Mono-Kover only)
- Foil faced flameproof kraft paper

Four inch wide strips of facing material are furnished to cover end joints of all jacketing except canvas.

■ recommended thicknesses

For complete information request specific Mono-Kover brochure.

■ list prices

Same as pipe covering "Manual of Unit Prices"

application

preparation

Piping must be clean, dry and should be tested for leaks before applying insulation. Provide adequate spacing between lines, with suitable hangers and expansion joints. Refrigeration and "cold" piping should be insulated and sealed with vapor barriers before being put into operation.

application of pipe insulation

Install the specified thickness of insulation by spreading the slit of each section, slipping it over the pipe and securing it with staples across the seam. Bands or other fasteners may be used if preferred.

For refrigerated pipes, a vapor barrier on the outside of the insulation is required and all seams, laps and joints must be sealed with lap cement. Mono-Kover with an already-applied vapor barrier may be obtained for this use.

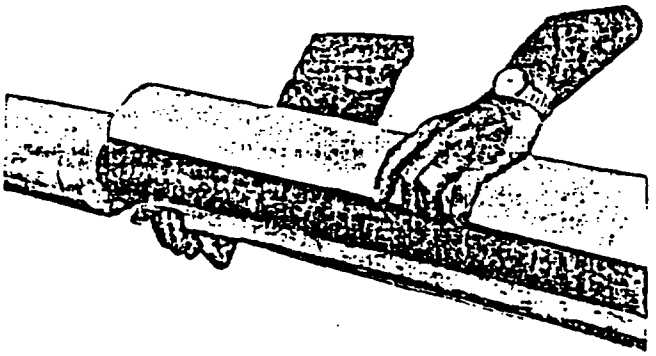

Simply spread each one-piece section at the seam and slip one end over the pipe. Run hands along the Mono-Kover and it snaps into place to fit snugly around the pipe. Application takes a minimum of effort, saving time and cost.

finishing

B-H Mono-Kover can be painted as desired for appearance and to conform with surroundings, or purchased with facings already applied to the pipe insulation.

Where protection from mechanical abuse is required, apply a 28 gauge sheet metal jacket lapped at least 2 inches at all joints and held on with sheet metal screws.

For outdoor service, apply weather protection over plain Mono-Kover consisting of 55 pound asphalt saturated asbestos roofing felt lapped 2½ inches at all joints and held on with 16 gauge copper-clad wires on 6-inch centers, or with suitable galvanized steel bands.

packaging

Packed in high-test cardboard cartons, 72¼ in. long, inside dimension.

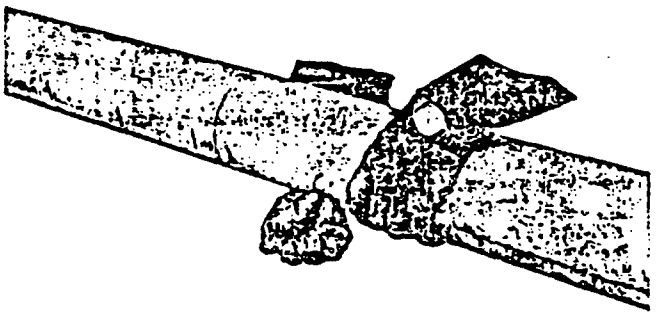

Press the seam together and apply any standard type of fastening—tape, staples, metal bands, muslin, paste or others. The natural resilience of Mono-Kover holds it on the pipe so that both hands are free for fastening.

no. 100 pipe insulation

for service up to 1200° F.

description

The high temperature, moisture-resistant, spun mineral wool of which No. 100 Pipe Insulation is made, is highly suitable for use in the presence of heat and moisture, since it has a low alkalinity factor. Because of this characteristic, it meets the most exacting Government and engineering requirements.

uses

Particularly well suited for nested pipes and steam traced lines where maximum efficiency is required.

sizes

Length—2 ft. sections for pipe sizes from 2 in. up to and including 30 in. pipe.

Thickness—1 in., 1½ in., 2 in., 2½ in., 3 in., and 4 in.

recommended thicknesses

hot surface temp., deg. F.	thickness, in.	hot surface temp., deg. F.	thickness, in.
212 to 350	1	700 to 850	2½
350 to 500	1½	850 to 1000	3
500 to 700	2	1000 to 1200	4

packaging

Packed in steel strapped high-test cardboard cartons.

certified



85% magnesia pipe insulation

for service up to 550°F.



■ description

B-H 85% Magnesia is composed of basic hydrated magnesium carbonate and asbestos fibers molded by a patented process into rigid form, resulting in an extremely light-weight but strong product. Its microscopic crystalline structure has a very high porosity and correspondingly high insulating value, while the reinforcing asbestos fibers add to its structural strength and resistance to breakage. Within its temperature limit, the effects of heating are so slight as to be negligible, consequently it does not crack, spall or soften. Ability to withstand shipping and application is assured by its excellent resistance to vibration and mechanical shock. Available in sectional form for pipes up to and including 18-inch diameter, B-H 85% Magnesia insulation combines high insulating efficiency with long trouble-free service.

■ uses

All standard copper tubing or iron pipe sizes within prescribed temperature limits.

■ features

simplified dimensional standards

All B-H 85% Magnesia as well as Calcium Silicate pipe insulation conforms to simplified dimensional standards. This provides that the outside diameter of the insulation for most pipe sizes is the same as the I.D. of insulation of larger pipe, thus permitting the use of insulation for the larger pipe as an outer layer over the smaller insulation where thicker insulation is needed.

This uniform system permits the use of Calcium Silicate as an inner layer with an outer layer of 85% Magnesia within prescribed temperature limits.

negligible shrinkage

Linear shrinkage at 500° F. is less than 1%. No appreciable opening of joints, circumferential or longitudinal, is to be anticipated as a result of thermal shrinkage of B-H 85% Magnesia pipe insulation. Properly installed pipe insulation will maintain its good appearance and remain unchanged for many years.

density

Due to its low density of approximately 11 lbs per cu ft. even large sections of B-H 85% Magnesia pipe insulation are easily handled and applied by one man. Structural strength and accurate sizing allow its rapid and smooth application on piping, without hazard or discomfort to workmen.

■ features (continued)

compressive strength

B-H 85% Magnesia has more than ample compressive strength. Tests show 75-80 lb./sq.in. required for ¼ inch compression of a piece 1½ inches thick.

smooth surface

Both the inside and outside surfaces of B-H 85% Magnesia are molded against smooth steel surfaces and no machining or milling to thickness is required. This produces exceptionally smooth and firm surfaces, adding to the permanently good appearance.

thermal conductivity of B-H 85% Magnesia Pipe Insulation

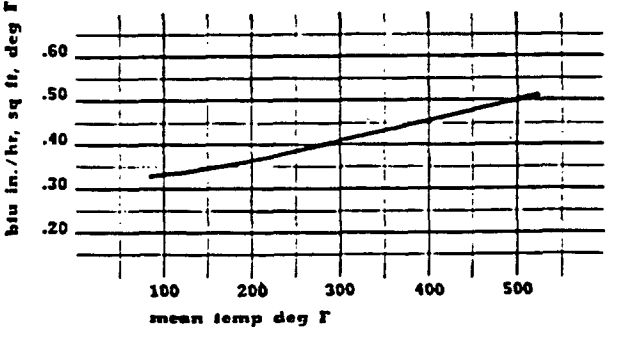

■ sizes

See Simplified Thickness Standards table—page 16.

■ list prices

Same as pipe covering "Manual of Unit Prices"

■ packaging

Packed in high-test cardboard cartons--page 17.

calcium silicate

for service up to 1200°F.



■ description

B-H Calcium Silicate pipe insulation fills a need for an efficient insulator for surfaces from 600° to 1200° F., with properties comparable to those of 85% Magnesia in the lower temperature range. Its light weight (12 lb. per cubic foot), its strength both flexural and compressive, its low shrinkage on heating up to 1200° F. and its low thermal conductivity all compare favorably with the corresponding properties of 85% Magnesia. It is equally easy to cut, fit and apply to pipe lines.

■ uses

All standard copper tubing or iron pipe sizes within prescribed temperature limits.

■ features

nests with 85% Magnesia

A principal feature is the ability to use B-H Calcium Silicate as an inner high-temperature layer of double-layer insulation, with 85% Magnesia as the outer layer. Made for the same range of pipe sizes and in the same thicknesses, both materials are interchangeable in so far as dimensions are concerned, both initially and after being in service, so any desired combination can be put together with ease. No price premium is involved for combining the two materials over that for one material alone.

negligible shrinkage

Linear shrinkage at 1200° F. is only 1% to 2%. No appreciable opening of joints, circumferential or longitudinal, is to be anticipated as a result of thermal shrinkage of B-H Calcium Silicate pipe insulation.

density

The low density of 12 lbs per cu ft of Calcium Silicate is almost equal to that of 85% Magnesia, resulting in similar ease of handling and application characteristics.

compressive strength

B-H Calcium Silicate has ample compressive strength. Tests show only 5% deformation at approximately 120 lbs per sq in.

■ features (continued)

smooth surface

Since essentially the same manufacturing equipment is used in the production of B-H Calcium Silicate as is used for 85% Magnesia, equal smoothness from molding results without machining or milling. An exceptionally smooth and firm surface of Calcium Silicate comparable to that of 85% Magnesia is assured.

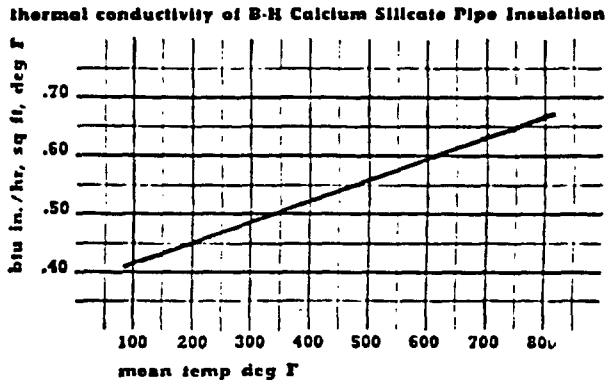

■ sizes

See Simplified Thickness Standards table—page 16.

■ list prices

Same as pipe covering "Manual of Unit Prices."

■ packaging

Packed in high-test cardboard cartons—page 17.

simplified thickness standards

nominal pipe sizes inches	copper tubing nominal 1" thick	iron pipe nominal 1" thick	iron pipe nominal 1½" thick	iron pipe nominal 2" thick	iron pipe nominal 2½" thick	iron pipe nominal 3" thick	iron pipe nominal 4" thick
¼"		⅜"		1 5/16" (¼"-2")			
⅜"	⅜"	1⅛"		2 5/16" (⅜"-2½")		3" (⅜"-2½")	4" (⅜"-2½")
½"	1⅛"	1"	1 5/16"	2⅛" (½"-2½")	2⅜" (½"-2½")	3⅜" (½"-3½")	4⅜" (½"-6")
¾"	1"	1 3/32"	1 13/32"	1 3/32" (¾"-2½")	2¼" (¾"-3½")	3 3/32" (¾"-3½")	4 3/32" (¾"-2½"-6")
1"	1 5/16"	1 3/32"	1 13/32"	2⅛" (1"-3")	2 13/32" (1"-3")	3 3/32" (1"-4")	4 3/32" (1"-4"-6")
1¼"	1 5/16"	1 3/32"	1 13/32"	1 5/16" (1¼"-3")	2 13/32" (1¼"-3")	2 15/16" (1¼"-4½")	3 3/32" (1¼"-4½")
1½"	1 5/16"	1 3/32"	1 13/32"	2 5/16" (1½"-3½")	2 13/32" (1½"-4½")	3 11/16" (1½"-4½")	4 1/32" (1½"-3½"-6")
2"	1 5/16"	1 5/16"	1 13/32"	2⅛" (2"-4")	2⅜" (2"-4")	3⅛" (2"-5")	4 3/32" (2"-4"-6")
2½"	1 5/16"	1 5/16"	1⅞"	2 1/32" (2½"-4½")	2⅜" (2½"-6")	3⅜" (2½"-6")	4 1/32" (2½"-6"-8")
3"	1 3/32"	1 3/32"	1 5/16"	2 5/16" (3"-5")	2 5/16" (3"-5")	3 5/16" (3"-6")	4 3/32" (3"-6"-8")
3½"		1 3/32"	1 13/16"	2 3/32" (3½"-6")	2 23/32" (3½"-6")	3 5/16" (3½"-6")	4 5/16" (3½"-6"-8")
4"		1 5/16"	1 5/16"	2 5/16" (4"-6")	2 5/16" (4"-6")	3 3/32" (4"-6")	4 3/32" (4"-6"-8")
4½"		1 3/32"	1 13/16"	2 5/16"	2 13/16" (4½"-7")	3 11/32" (4½"-8")	4 7/16" (4½"-9")
5		1 3/32"	1 13/32"	2 3/32"	2 5/16" (5"-7")	3 5/16" (5"-8")	4 3/32" (5"-8")
6"		1"	1½"	2 3/32"	2 13/32" (6"-8")	3 3/32" (6"-8")	4 5/16" (6"-10")
7"			1 13/32"	2 3/32"		3 5/16" (7"-10")	4 5/16" (7"-11")
8"			1 13/32"	2 3/32"	2 13/16"	3 5/16" (8"-11")	4 5/16" (8"-12")
9"			1 13/32"	2 3/32"		3 5/16" (9"-12")	4 3/32" (9"-14")
10"			1 13/32"	2 3/32"	2 13/32"	3 3/32" (10"-14")	4 3/32" (10"-14")
11"			1 13/32"	2 3/32"		3 3/32" (11"-15")	4 3/32" (11"-14")
12"			1 13/32"	2 3/32"	2⅜"	3 3/32" (12"-16")	4 5/16" (12"-18")
14"			1½"	2"	2½"	3" (14"-17")	4" (14"-18")
15"			1½"	2"		3" (15"-18")	4" (15"-18")
16"			1½"	2"	2½"	3" (16"-19")	4" (16"-20")
17"			1½"	2"		3" (17"-20")	4" (17"-21")
18"			1½"	2"	2½"	3" (18"-21")	4" (18"-22")

for pipe sizes larger than 18" O.D. see paragraph on page 17 on Segmental Pipe Insulation ▶

Simplified thickness standards of prime sizes and thicknesses are intended to reduce the number of standard sizes and thicknesses of insulation required for individual selection. "Prime" sizes are made for single-layer application directly on the pipe size shown and are indicated in the table by the italicized figures to the left of the heavy line. Prime sizes are shown for nominal thicknesses of 1", 1½", 2" and 2½", while the actual insulation thickness is as listed.

To the right of the heavy line are shown actual thicknesses corresponding to nominal value of 2", 2½", 3" and 4", made up by assembling two or more layers of prime sizes. The large bold face figures show the total insulation thickness while the small figures in parentheses indicate the pipe size designation of the prime sizes used, and their nominal thicknesses are coded as follows:

No underline	Nominal 1" thick
1 underline	Nominal 1½" thick
2 underlines	Nominal 2" thick
3 underlines	Nominal 2½" thick

Example 1: When a nominal 2" thickness of insulation is desired on a 4" pipe, it is made up of an inner layer of nominal 1" thick insulation for 4" pipe and an outer layer of nominal 1" thick insulation for 6" pipe. The actual thickness of the inner layer is 1-1/16" and that of the outer layer is 1", so the combined thickness is 2-1/16".

Example 2: To obtain nominal 4" thick insulation on a 12" pipe required an inner layer of nominal 2½" thick insulation for 12" pipe, and an outer layer of nominal 1½" thick insulation for 18" pipe. The actual thicknesses are 2⅝" and 1½" respectively so the combined thickness is 4⅛".

recommended thicknesses

85% magnesia

temp. range (F.)	Pipe insulation thickness* (nominal in.) pipe sizes, in. ½ to 3½	4 to 6	7 to 10	11 and over	equipment insulation thickness, in.**
100-200	1	1	1½	1½	1½
200-300	1	1½	1½	2	2
300-400	1½	2	2½	2½	2½
400-500	1½	2	2½	3	3
500-600	2	2½	3	3½	3½

calcium silicate

Temp. °F.	Condition or Steam Pressure	Pipe Sizes up to 2"	Pipe Sizes 2" to 4"	Pipe Sizes 4" and over
Up to 212 F.	Hot Water	1"	1"	1"
212 to 267	0 to 25 lbs.	1"	1"	1"
267 to 338	25 to 100 lbs.	1"	1"	1½"
338 to 388	100 to 200 lbs.	1"	1½"	2"
388 to 500	Low Superheat	1½"	2"	2"
500 to 600	Superheat	2"	2"	3"
600 to 700	Superheat	2"	3"	3"
700 to 800	Superheat	2"	3"	4"
800 to 900	Superheat	3"	4"	4"

*Thicknesses for average conditions; exceptional conditions may necessitate thicker insulation.

**For outdoor lines and equipment, use ½ in. thicker insulation than listed.

Note: Tables prepared from data supplied by MIMA.

packing data

pipe covering

pipe size	nominal 1" thick: no. of sect.	lin. ft.	ship. wt.	type carton	nominal 1½" thick: no. of sect.	lin. ft.	ship. wt.	type carton	nominal 2" thick: no. of sect.	lin. ft.	ship. wt.	type carton	nominal 2½" thick: no. of sect.	lin. ft.	ship. wt.	type carton	nominal 3" thick: no. of sect.	lin. ft.	ship. wt.	type carton	double standard thick: no. of sect.	lin. ft.	ship. wt.	type carton	pipe size
¼"	60	180	83	82					17	51	90	84													⅛"
⅜"	40	120	67	82					20	60	106	83					8	24	70	84	20	60	106	83	⅜"
½"	40	120	65	82	20	60	65	82	20	60	105	83	8	24	70	84	8	24	90	83	20	60	105	83	½"
¾"	40	120	61	82	20	60	63	82	20	60	103	83	8	24	75	84	8	24	89	83	20	60	103	83	¾"
1"	27	81	60	82	17	51	66	84	16	48	102	83	8	24	70	84	8	24	92	83	16	48	102	83	1"
1¼"	27	81	55	82	20	60	97	83	16	4	98	83	8	24	68	84	8	24	90	83	16	48	98	83	1¼"
1½"	20	60	53	82	20	60	91	83	8	24	69	84	8	24	88	83	6	18	84	83	8	24	69	84	1½"
2"	17	51	54	84	16	48	88	83	8	24	63	84	8	24	84	83	6	18	87	83	8	24	63	84	2"
2½"	20	60	73	83	8	24	63	84	8	24	88	83	6	18	79	83	3	9	52	82	8	24	88	83	2½"
3"	16	48	66	83	8	24	54	84	8	24	80	83	6	18	80	83	3	9	46	82	8	24	80	83	3"
3½"	8	24	48	84	8	24	74	83	6	18	59	83	3	9	48	82	4	12	81	83	6	18	59	83	3½"
4"	8	24	41	84	8	24	62	83	6	18	69	83	3	9	48	82	4	12	78	83	6	18	69	83	4"
4½"	8	24	57	83	6	18	66	83	3	9	46	82	4	12	74	83	3	9	70	83	4	12	74	83	4½"
5"	8	24	48	83	6	18	59	83	3	9	42	82	4	12	70	83	3	9	67	83	4	12	70	83	5"
6"	6	18	44	83	3	9	29	82	4	12	61	83	3	9	59	83	2	6	50	84	3	9	59	83	6"
7"					4	12	50	83	3	9	52	83					1	3	32	85	1	3	32	85	7"
8"					3	9	43	83	2	6	39	84	1	3	29	85	1	3	34	82	1	3	39	82	8"
9"					2	6	32	84	1	3	26	85					1	3	36	82	1	3	36	82	9"
10"					1	3	22	85	1	3	27	82	1	3	33	82	1	3	39	82	1	3	39	82	10"
11"					1	3	23	82	1	3	28	82					1	3	42	82	1	3	42	82	11"
12"					1	3	24	82	1	3	29	82	1	3	38	82	1	3	44	83	1	3	44	83	12"
14"					1	3	24	82	1	3	31	82	1	3	38	82	1	3	45	83	1	3	45	83	14"
15"					1	3	25	82	1	3	33	83					1	3	47	83	1	3	47	83	15"
16"					1	3	27	83	1	3	35	83	1	3	42	83									16"
17"					1	3	28	83	1	3	36	83													17"
18"					1	3	29	83	1	3	38	83	1	3	46	83									18"

carton sizes: 81—12" x 19" x 36"; 82—18" x 18" x 36"; 83—22" x 23" x 36"; 84—13" x 26" x 36"; 85—14" x 14" x 36".

copper tubing

o. d. copper tubing	no. of sect.	lin. ft.	ship. wt.	type carton
⅛"	60	180	67	82
⅜"	40	120	67	82
⅞"	40	120	65	82
1⅛"	27	81	63	82
1⅜"	27	81	59	82
1⅝"	27	81	55	82
2⅛"	17	51	57	84
2⅝"	20	60	79	83
3⅛"	16	48	74	83

carton sizes: 82–18" x 18" x 36"; 83–22" x 23" x 36"; 84–13" x 26" x 36".

segmental pipe insulation

Both 85% Magnesia and Calcium Silicate pipe insulation are made in segmental form for pipe sizes larger than 18" O.D. Segmental insulation is also suitable for large diameter tanks and cylindrical surfaces of equipment. Segments are 36" long and approximately 6" wide, curved to match the surface to which they are to be applied. Edges are cut to the proper angle to assure a good fit. Made of the same basic materials all the properties of sectional insulation apply equally to segmental insulation.

koldboard

service from –150°F. to 300°F.



description

de from chemically stable spun mineral wool s felted and bonded together to form flat, rigid blocks, B-H Koldboard will not support combustion and is exceptionally moisture resistant. The infiltration of moisture, conceded to be the greatest contributory cause of failure of low temperature insulations is minimized. Koldboard will not disintegrate, decay or break down structurally under the most severe service conditions.

uses

external surface of air conditioning ducts
cold storage rooms locker plants refrigerators
marine bulkheads roof insulation ship hulls

features

non-combustible

Since it is made entirely from mineral wool fibers and contains no paper pulp or other vegetable matter, Koldboard will not support combustion

ermal conductivity of B-H Koldboard

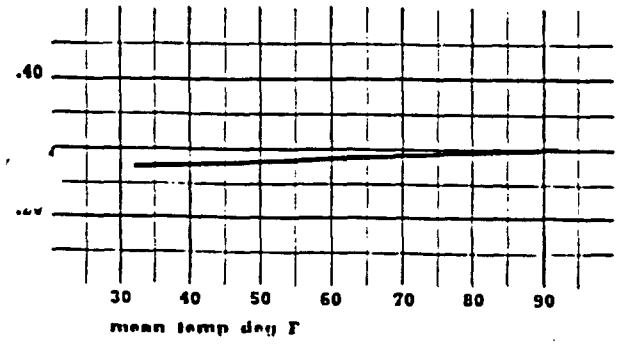

features (continued)

nor will it smolder after a flame has been applied directly against its surface. Tests made by the Pittsburgh Testing Laboratory showed that after 20 minutes of exposure to temperatures reaching 1470° F., Koldboard retained 99.6% of its original mass. This outstanding characteristic of Koldboard, most important in the low temperature field, is unsurpassed by other commercially available insulations.

moisture resistant

B-H Koldboard absorbs a negligible amount of moisture (less than 2% by volume) even when exposed to humidities up to 95%.

density

The density of Koldboard is approximately 15 lb per cu ft.

sizes

Length—10 and 36 inches.
Width—6, 12, and 24 inches.
Thickness—½, 1, 1½, 2, 2½, 3, 3½ and 4 inches.

recommended thicknesses

temperature	thickness, in.	temperature	thickness, in.
—45° to – 15° F.	10	15° to 25° F.	6
—15° to 0° F.	8	25° to 35° F.	5
0° to 15° F.	7	35° to 60° F.	4

packaging

Packed in high-test cardboard cartons.



Easy to handle. Koldboard can be applied readily to any flat or moderately curved surface. Koldboard is fire-safe; will not burn or support combustion.

other B-H products

■ BOND-TITE
temporary adhesive for insulation

description
A highly adhesive material that can be easily troweled or spotted to the surface of block insulation, Bond-Tite is particularly adaptable to temporarily securing block insulation prior to application of reinforcing wire.

coverage
Applied on metal surfaces, Bond-Tite has a coverage of approximately 100 sq ft per 50 lb.

application
Simply apply Bond-Tite to the block and press into place on either metal or brick surfaces.

packaging
75 lb pails, 175, 350, and 600 lb drums.

■ FILL INSULATION
effective up to 1200°F.

description
B-H spun mineral wool makes an efficient, lightweight fill insulation that will not settle. Because of its resistance to high temperatures, it will not disintegrate or fail under service conditions. Its light weight will not appreciably increase the weight of equipment. B-H mineral wool insulation covers 15% to 20% greater area than most similar products, making it an exceedingly economical fill insulation.

uses
furnace and boiler walls
hot water tanks
oil burner bases
expansion joints
cold storage rooms
incinerator walls
glass annealing equipment
oven walls
ships
gas and electric ranges

types
Available in Loose and Granulated forms, with equal insulating quality and fiber characteristics. Loose wool is long fibered as it comes from the furnace or cupola and is ideal for filling large areas such as oven and furnace walls.

Granulated wool is loose wool reduced to nodules and is used for filling more confined spaces.

packaging
Packed in 3.5 cu ft multiwall paper bags. Average density in normal installation is 3 to 5 lbs per cu ft.

■ WEATHERSEAL
weatherproofing for insulated surfaces

description
B-H Weatherseal is a completely waterproof and fire resistant asphalt compound, readily applied by trowel to the surface of insulating cement or other insulating material to provide permanent protection under the severest weather conditions. It does not penetrate, nor will it sag or run on vertical surfaces.

Weatherseal will not crack because of temperature changes. When dry it retains its black color but may be painted with aluminum paint if desired.

coverage
55 sq ft, ¼ in. thick per 100 lbs. Dries to ⅛ in. thickness.

application
Over surfaces to be coated with Weatherseal, stretch 1½ inch woven wire mesh and draw down tightly over existing insulation.

Trowel Weatherseal thoroughly into wire mesh and over the entire surface of the equipment to a ¼-in. thickness.

packaging
50 lb pails, 100, 300 and 500 lb drums.

■ no. 6 high temperature cement

A high temperature insulating cement composed chiefly of amosite asbestos fiber, calcined diatomaceous earth and a clay binder. It is packed in 40-lb. bags. It is used primarily as a mortar for pointing up joints in block insulation or for filling cracks and small openings. No. 6 Cement can be mixed with water and applied with a trowel. It will cover approximately 45 sq. ft. 1-in. thick per 100 lb. of dry cement. The dry density is about 27 lb. per cu. ft. If not subjected to heat over 400°, the dried cement may be softened with water and re-applied.

■ no. 102 asbestos finishing cement

This cement is a high grade finishing cement suitable for hot surfaces, having a temperature limit of 1000° F.

It trowels smoothly and, when dried, gives a firm, smooth finish which may be readily painted with lead in oil, or cold water paint. The finish is durable and will not crack, check, or peel off.

Packed in 100-lb. bags, this cement has a coverage capacity, applied and dried, of 25 sq. ft., 1 in. thick per bag.

■ no. 52 asbestos cement

Baldwin-Hill No. 52 Asbestos Cement is a general utility short fiber cement which is used in large quantities by the steam fitting and plumbing trades. When applied, it gives a smooth gray finish which can be painted or covered with canvas for protection.

Packed in 100-lb. bags, it has a coverage capacity, applied and dried, of 20 sq. ft., 1 in. thick per bag.

The temperature limit of this cement is 1000° F.

insulation specifications and corresponding B-H products

specifications	type	class	B-H products
■ Federal			
HH-C-168			B-H No. 1 insulating cement
HH-I-521c	I	A	B-H spun felt (2½ lb. density)
		B	B-H batts (paper-backed one side only)
		C	B-H batts (paper enclosed)
	II		B-H loose wool
	III		B-H granulated wool
HH-I-563	J	A,B,C	B-H blanket
	II	D	B-H spun felt
HH-I-564	Form I	A,B,C,D	B-H mono block
HH-I-562	I	I	B-H koldboard
HH-P-387	II	C	B-H No. 100 pipe insulation
HH-I-542	I		B-H fine-fyber felt
	II		B-H spun felt (all densities)
HH-M-61a (magnesia)	I		B-H standard thickness pipe insulation
	II		B-H double standard thickness pipe insulation
HH-I-523 a (calcium silicate)		II	B-H pipe insulation
■ Navy Department			
MIL-C-2861	Type B		B-H No. 1 insulating cement
MIL-I-2818			B-H blanket
MIL-I-16688c			B-H spun felt
■ U.S. Maritime Commission			
32-MC-1			B-H felt (3 lb. to 8 lb. density)
ASTM			
C-195			B-H No. 1 insulating cement
C-263			B-H blanket
C-264			B-H spun felt
C-280			B-H No. 100 pipe insulation
C-320			B-H 85% magnesia pipe insulation
C-345			B-H 85% calcium silicate pipe insulation
■ Commercial Standards (U.S. Dept. of Commerce)			
CS-117			B-H loose B-H granulated — B-H mono-block B-H felt — B-H No. 100 pipe insulation B-H blanket — B-H No. 1 insulating cement
CS-105			B-H loose — B-H felt B-H granulated — B-H koldboard



500 Breunig Avenue
Trenton 2, New Jersey
EXport 6-4571

500 Fifth Avenue
New York 36, New York
BRyant 9-3996

600 South Michigan Ave.
Chicago 5, Illinois
HArrison 7-0885

701 North Broadway
Huntington, Indiana
HUntington 124

702 East French Street
Temple, Texas
PRospect 3-2192

offices ▷

BALDWIN-HILL COMPANY

plants ▷

Trenton, New Jersey
Huntington, Indiana
Kalamazoo, Michigan
Temple, Texas