Trade-Wind Motorfans, Inc.

5725 So. Main St.
Los Angeles 37, Calif.

Representatives In All Principal Cities. Carried In Stock By Many Electrical Jobbers

TRADE-WIND CLIPPER CEILING VENTILATORS



Cutaway view of Model 2501 shows double blowers used in this unit.

THE TRADE-WIND CLIPPER BLOWER is a small capacity centrifugal blower, primarily used for exhaust application. While used extensively for home kitchen ventilation, it is adaptable for other applications, such as in school toilets, therapy and treatment rooms in hospitals, dental laboratories, ticket booths, offices and x-ray and photographic dark rooms.

This is a "unit package" assembly, complete with ceiling grille and necessary electrical connections. It is *Underwriters'* approved and listed. It carries a (pro-rata) five year guarantee. The installation requires only the application of a discharge duct of the same dimension as the outlet collar and the optional addition of an automatic shutter for the end of the duct.

The assembly is inherently quiet and is installed rigidly in the structure without need for resilient mountings or flexible duct connections. The blower is normally quiet at its maximum speed. The motor and wheel unit is removed easily without tools through the ceiling inlet opening. The patented construction of the Clipper entirely isolates the motor from the air stream. This special feature keeps the motor free from contaminated air, adding to its service life.



LEFT: Blower unit and grille in all Trade-Wind models are easily removed without tools. Unit shown is Model 1501.



RIGHT: Model 3501 installs in a cabinet over the stove. Inlets, equipped with washable filters, are provided in base of unit and at ceiling and fold-under hood is optional.

Selection Chart and Specifications
TRADE-WIND CLIPPER VENTILATORS—115 Volt, 60 Cycles, A.C.

Cat No.	Description	Type Blower	Net Air CFM	Recomm. Max. Room Size Cu Ft	Duct Size	Motor Watts
1201 Clipper	Horizontal discharge complete with grille.	Single Wheel	100	Bathrooms Only	4" Round	60
1501 Clipper	Interchangeable horizontal or vertical discharge, complete with grille.	Two Wheels	300	1000	10"x3¼"	90
2501 Clipper	Interchangeable horizontal or vertical discharge complete with grille, 2-speed motor & switch.	Two Wheels	425	2000	10"x3¼"	145
3501 Super Clipper	Cabinet Installation Includes housing, 2 filters, 2-speed motor and switch; stainless steel hood optional.	Two Wheels	550	3000	13"x4"	185

Viking Air Conditioning Corp.

Division of The National Radiator Company
5601 Walworth Avenue, **Cleveland 2, Ohio**

Customized Mass-produced Blowers for Furnace and Air Conditioner Manufacturers



Bottom Horizontal Blowers



Top Horizontal Blowers

These photos show standard blower motor positions, however, motor can be mounted on the blower where you specify. Blower outlet can be located in any position you require. Viking offers both Viking Univoil bearings which can be revolved 360° to the easiest position for oiling and locked there permanently or grease bearings for blowers placed in inaccessible locations.



Upblast Blowers



Downblast Blowers



Write Viking for this 16 page booklet "Viking Blower Assemblies" which serves as a source of information and work book for specifying the sample model blower assembly you need for testing with your furnace design.

Contents of Work Book

Air Selector Table for determining CFM
Blower Capacity Table
Speed Ranges of Variable Pitch Pulleys
Dimensions for Blowers in different positions
Motor location grid—9 in., 11 in., 13 in. blowers (includes acetate template for simplifying paper work on motor location)
Belt sizes for standard and non-standard motor positions
Effect of side and rear wall clearance on blower performance
Effect of blower outlet and Furnace drum clearance on blower efficiency