COMPLETE PIPING SYSTEMS *from Blueprint to Erection!*

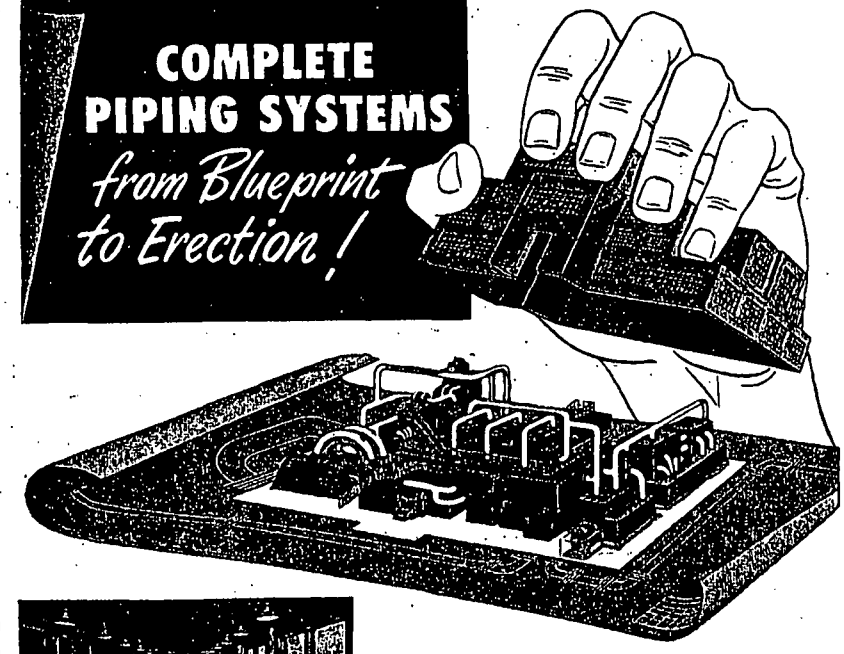



Pittsburgh Piping and Equipment Company assumes complete responsibility for a high temperature, high pressure piping system . . . beginning with the blueprint and ending only when the system is installed. By placing this responsibility in the hands of a specialist you obtain the advantages of a distinctive engineering technique, specialized manufacturing facilities, broad experience in diversified piping applications, and skill in meeting and solving present-day erection problems. You are relieved of the thousand-and-one details that are part of today's fabricating and erecting problems—and assured of a lastingly reliable and efficient piping system. Consult our nearest representative for further particulars.

Pittsburgh Piping

AND EQUIPMENT COMPANY

10 Forty-Third Street—Pittsburgh, Penna.

Woodward Building, New York
Chamber of Commerce Bldg., Indianapolis
Book Tower, Detroit
575 Market Street, San Francisco
Prudential Building, Chicago
Public Square Building, Cleveland
10 High Street, Boston
Heights State Bank Bldg., Houston
Whitehead Building, Atlanta



Cyclotherm Multiple Unit installation consisting of one 100 H.P. unit (foreground) and five 200 H.P. units. Operating pressure 125 psi; interchangeable No. 6 oil and gas firing.

POWER MEN cannot overlook this trend...



High velocity air is continuously injected at a tangent forming a swirling tube of air. This tube of air both supports combustion and protects the metal against direct flame impingement.

High voltage ignition is provided, followed at a timed interval by the introduction of fuel through a nozzle in the burner head.

The atomized fuel is ignited and immediately drawn into the cyclone of air which mixes with the fuel and forms a swirling tube of flame that extends the entire length of the chamber.

The full-length swirling flame is separated from the chamber wall by a thin layer of air.

This concentrated proximity of the flame provides heat transfer unequalled by any other method of combustion.

RESULTS PRODUCED by the many Cyclotherm Multiple Unit installations prove the soundness of this type of system used for large steam requirements. On one typical installation, a battery of eight 200 H.P. Cyclotherm Steam Generators has saved $12,000 a year in fuel alone. Maintenance and operational costs have been reduced 75%!

Operated by a unique Inter-related Battery Control, Cyclotherm Multiple Units quickly and automatically adjust to fluctuating steam demands. The individual steam generators are cut "on" or "off"—or modulated over a wide range to match existing steam demand with the most efficient generating capacity. In this way, Cyclotherm provides high efficiency despite fluctuating loads—whether operating full or at a small fraction of total capacity.

Cyclotherm Steam Generators are available in sizes from 10 to 300 H.P. with oil, gas or interchangeable firing—as single units or as multiple installations. All Cyclotherms incorporate the exclusive Cyclonic Combustion principle—fully described in Bulletin P-1. Write for your copy today.

SEE CYCLOTHERM AT BOOTH 15C
18TH NATIONAL POWER SHOW

"Cyclotherm"—the registered trade-mark of products of Cyclotherm Corporation.

CYCLOTHERM CORPORATION

Dept. 18 90 Broad Street, New York 4, N. Y.

Sole Export Distributor: Drake America Corp., 20 East 50th St., New York 22, N. Y.